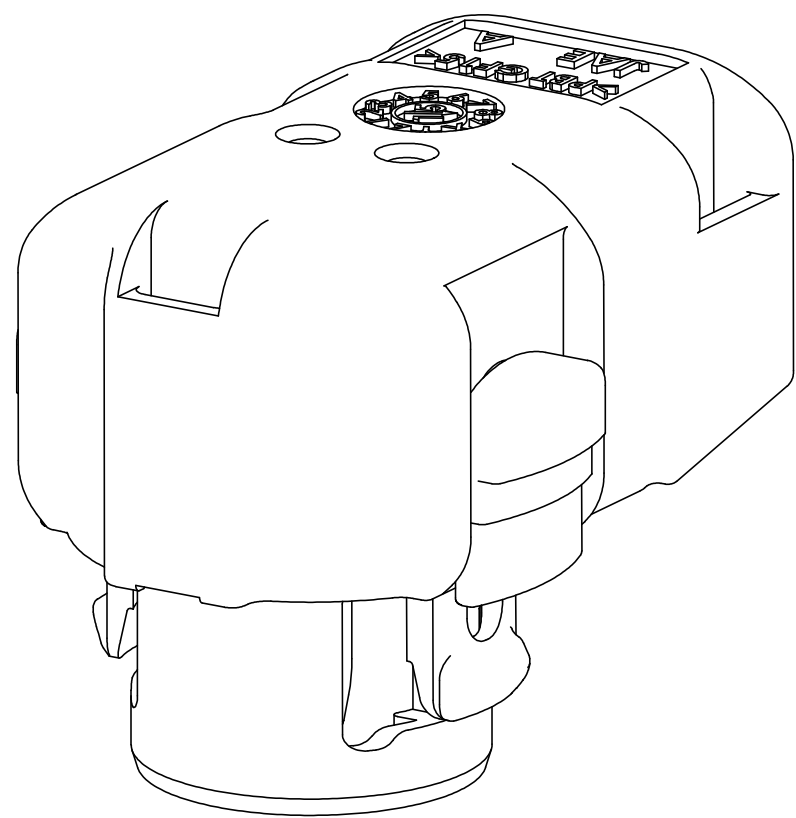
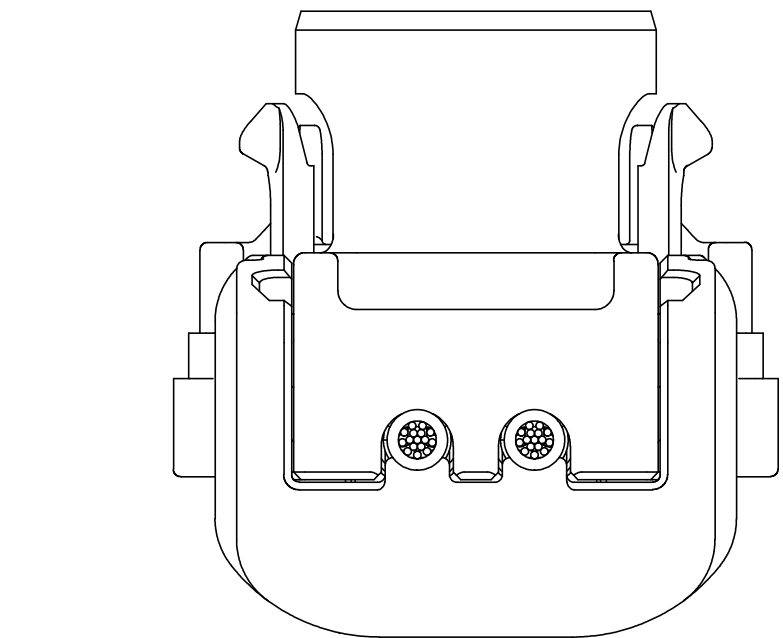
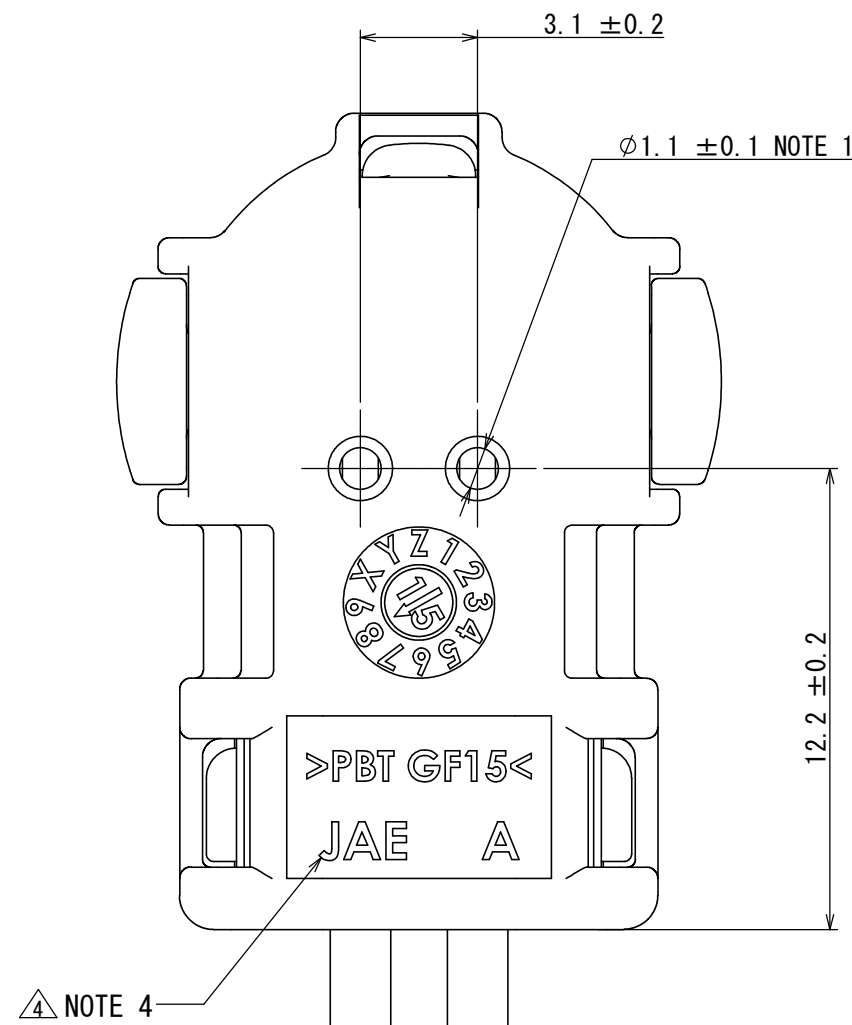
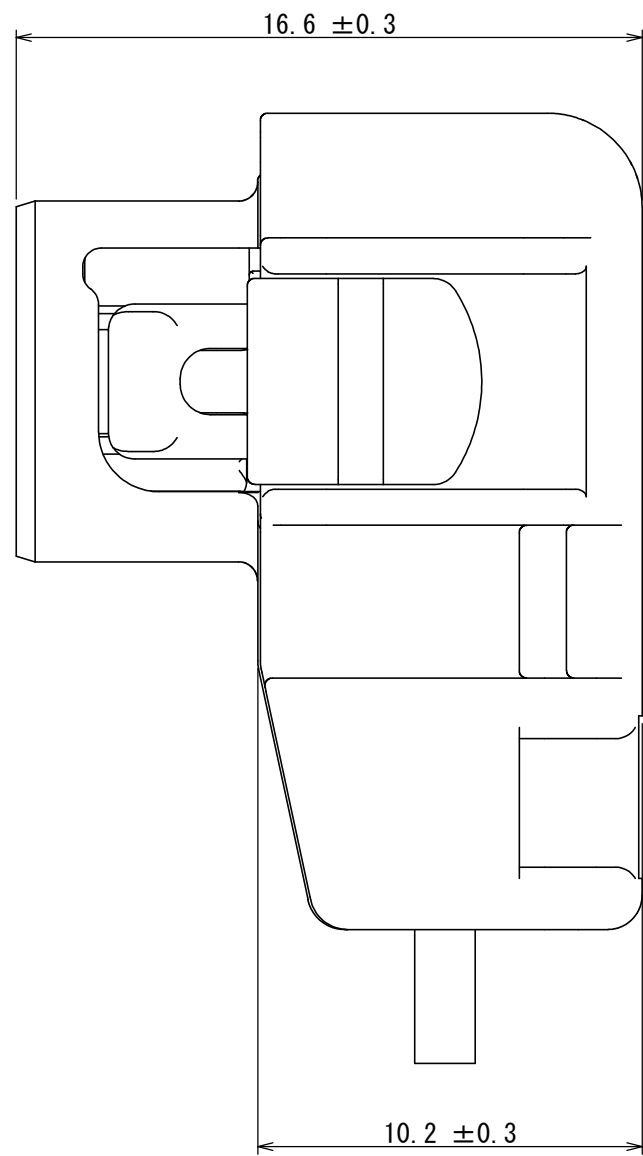
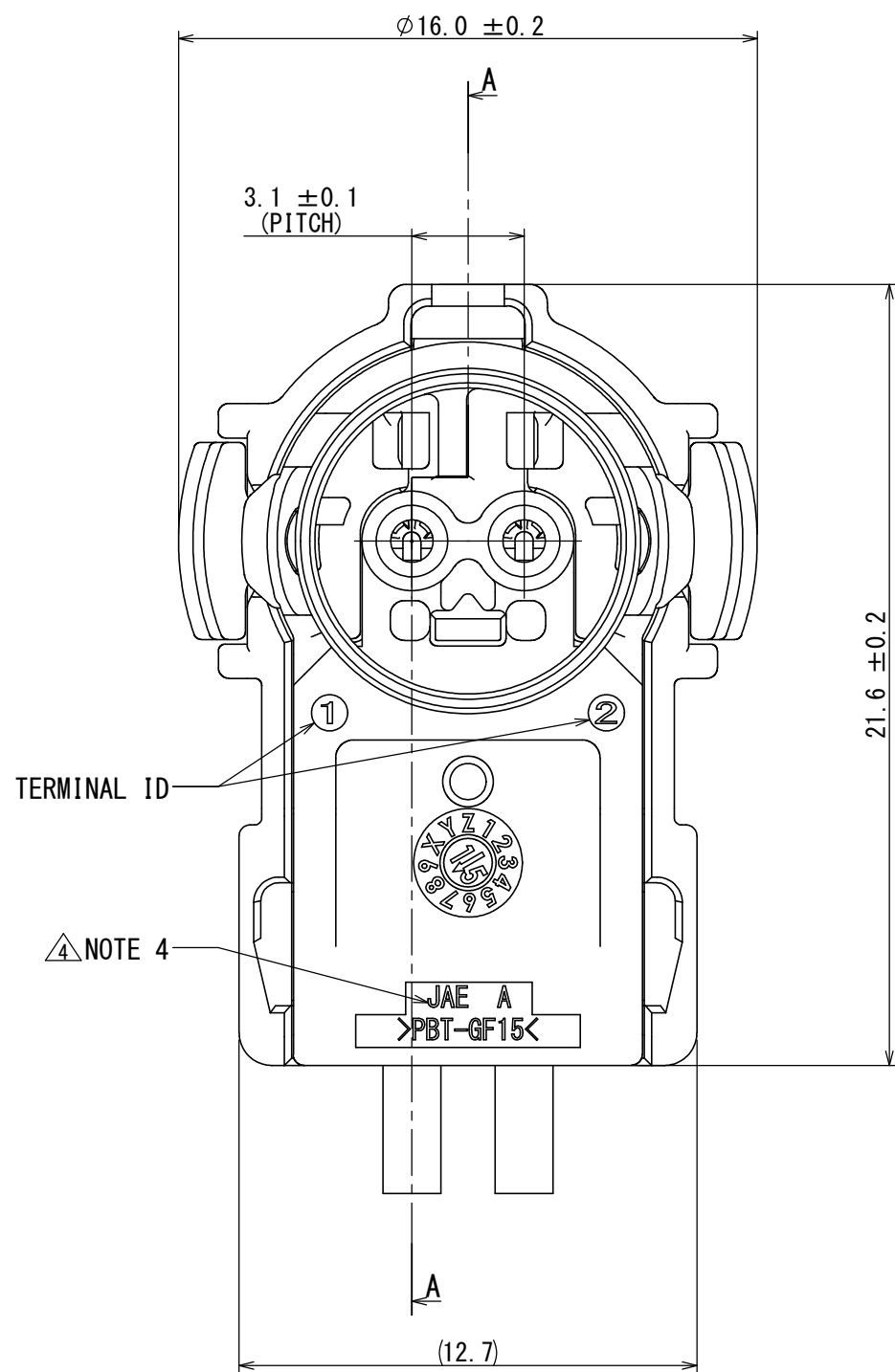


SECTION A-A



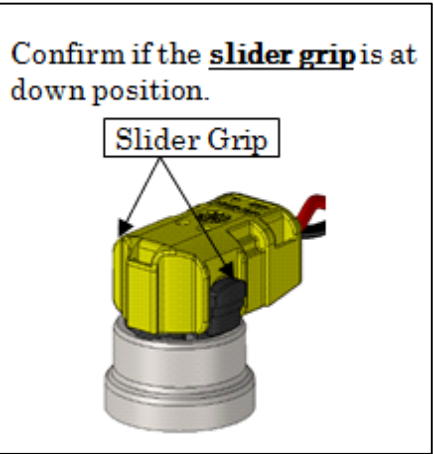
ISOMETRIC VIEW



版数 VER.	年月日 DATE	図面 DR.	担当者 CHK.	承認 APPD.	承認 APPD.	承認 APPD.
2	17/NOV/2017	026168	UPDATE	—	H. SHIMAZAKI	—
3	07/SEP/2018	026439	REFLECT LATEST UPDATES, CORRECTION ON TABLE	—	H. SHIMAZAKI Y. ISHIGUCHI	Y. HAMAKA K. OKUDA S. MAJIMA
4	20/MAR/2019	026691	SPECIFY APPLICABLE WIRE, MANUFACTURER LOGO, ADD NOTE TO REFER TO JAHL, ADD LOT NO. DETAIL, REMOVE NO LONGER NECESSARY VIEW	—	H. SHIMAZAKI Y. ISHIGUCHI	Y. HAMAKA K. OKUDA S. MAJIMA
5	23/DEC/2019	032174	ADD NOTE (MATING CHECK METHOD)	—	H. SHIMAZAKI	Y. ISHIGUCHI K. OKUDA S. MAJIMA

NOTES:
1. CONTINUITY CHECK PROBE HOLES (POGO PIN HOLES) (BACK VIEW)
2. APPLICABLE WIRE: FLY-B 0.35sq, 0.50sq
3. ASSEMBLY LOT NO. DETAIL (TOP VIEW)
Day : 01~31 Month : 01~12 Year : 00~99 (Last digit)
JAE-OR (TJ) = "b" b150319
-01 Line No. : 01~99

4. MANUFACTURER LOGO (FRONT VIEW, BACK VIEW)
5. REFER TO JAHL-11243 FOR HANDLING INSTRUCTION [MATING CHECK METHOD]



6	TERMINAL	2	COPPER ALLOY	SELECTIVE GOLD PLATING	—
5	FERRITE	1	NiZn	—	—
4	SPRING	1	MUSIC WIRE	—	—
3	COVER	1	PBT-GF15	—	COLOR: YELLOW
2	SLIDER	1	POM	—	COLOR: BLACK
1	HOUSING	1	PBT-GF15	—	COLOR: LIGHT GREEN

仕様書 (SPECIFICATION)	第1版 (ORIGINAL DATE)	尺度 (SCALE)	シリーズ (SERIES)	日本航空電子工業株式会社
JACS-11243	07/SEP/2016	5:1	MX72	
一般公差 (GENERAL TOLERANCE)	担当者 CHK. H. SHIMAZAKI Y. ISHIGUCHI	名称 (TITLE)	MX72A002SR2	JAPAN AVIATION ELECTRONICS INDUSTRY, LTD.
寸法 (DIMENSION)	承認 APPD. Y. HAMAKA	角度 (ANGLE)	AK2 SQUIB CONNECTOR	図面番号 (DRAWING NO.)
±0.8	承認 APPD. K. OKUDA S. MAJIMA	角度 (ANGLE)	ANGLE TYPE	SJ117045
× ±0.4		質量 (MASS)	CODING 11	
×× ±0.1	単位 (UNIT) : mm			
××× ±				