



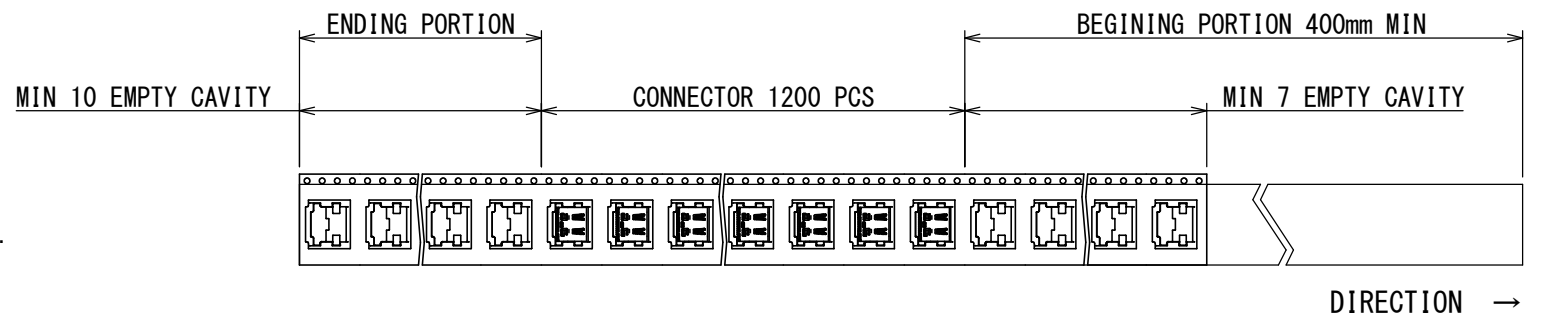
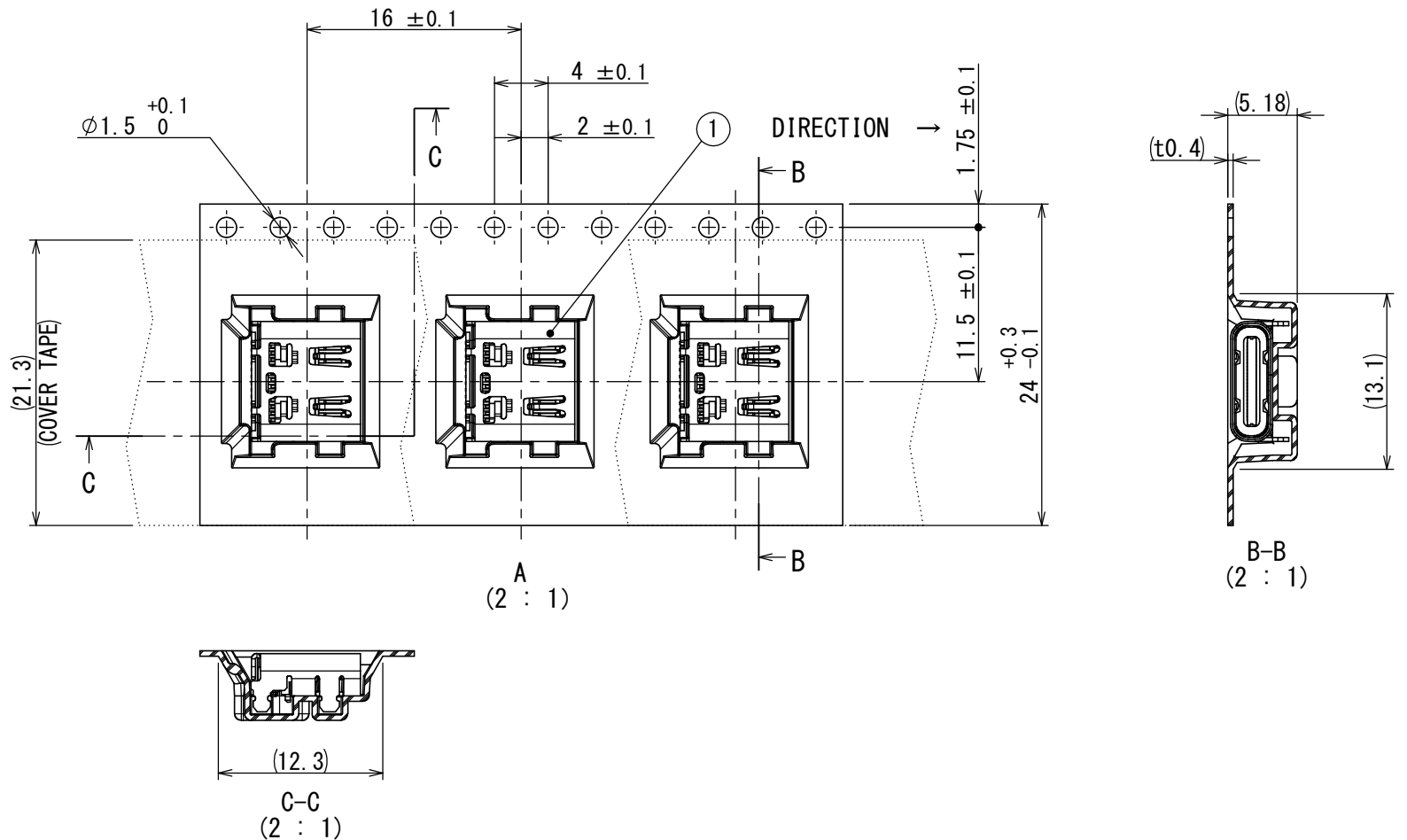
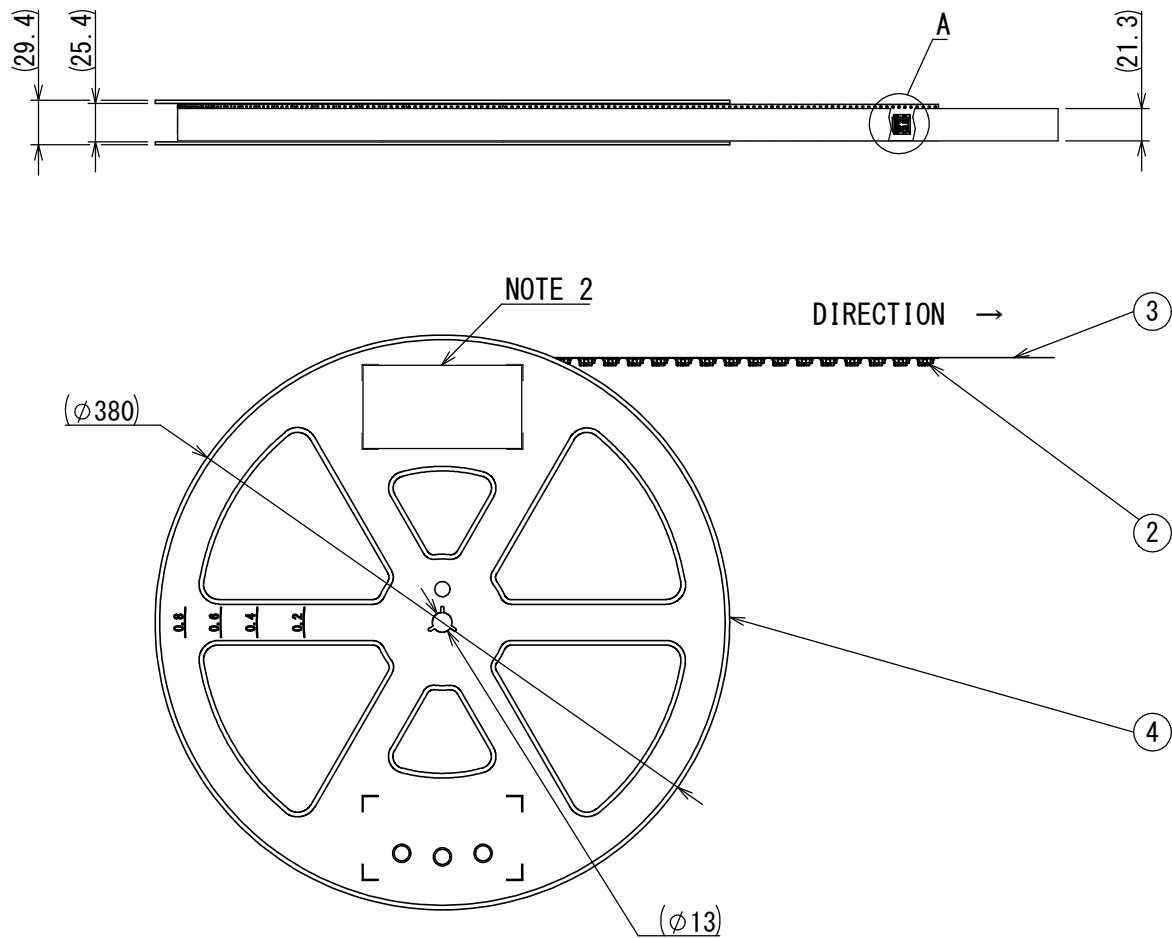
APPLICABLE P.C.B DIMENSION (REF.)  
適合基板寸法 (参考)

(EX)    9   9   19   1   — YEAR (END OF ONE DIGIT AT CHRISTIAN ERA)  
           |    |    |    |    MONTH (JAN. TO SEP. : 1 TO 9, OCT. : 0, NOV. : X, DEC. : Y)  
           |    |    |    |    DAY (TWO-DIGITS NUMBER)  
           |    |    |    |    EQUIPMENT No. (NUMBER OR ALPHABET)

Pin No.	A1	A2	A3	A4	A5	A6	A7	A8	A9	A10	A11	A12
	GND	TX1+	TX1-	V <sub>BUS</sub>	CC1	D+	D-	SBU1	V <sub>BUS</sub>	RX2-	RX2+	GND
	GND	RX1+	RX1-	V <sub>BUS</sub>	SBU2	D-	D+	CC2	V <sub>BUS</sub>	TX2-	TX2+	GND
Pin No.	B12	B11	B10	B9	B8	B7	B6	B5	B4	B3	B2	B1

5	SHELL	1	STAINLESS STEEL	NICKEL PLATING	NICKEL : 0.5 $\mu$ m MIN.
4	INSULATOR	1	HEAT RESISTING PLASTIC	—	COLOR BLACK
3	MID PLATE	1	STAINLESS STEEL	—	—
2	CONTACT B	12	COPPER ALLOY	CONTACT AREA : GOLD OVER NICKEL	CONTACT AREA : NICKEL : 1.0 $\mu$ m MIN. GOLD : 0.1 $\mu$ m MIN.
1	CONTACT A	12	COPPER ALLOY	SOLDER TAILS : GOLD FLASH OVER NICKEL	
符号	名 称	個 数	材 料	仕 上	備 考

NO.	DESCRIPTION	QTY.	MATERIAL	FINISH	REMARKS
仕様書 (SPECIFICATION)			第1版 (ORIGINAL DATE) 19/SEP/2019	尺度 (SCALE) 5:1	シリーズ (SERIES) DX07
JACS-30353-19 JAH1-30353-5			製図 DR.	名称 (TITLE)	日本航空電子工業株式会社
一般公差 (GENERAL TOLERANCE)			担当 CHK.	Y. SHIMOMAKI	 <b>JAPAN AVIATION ELECTRONICS INDUSTRY, LTD.</b>
<u>寸法 (DIMENSION)</u>		<u>角度 (ANGLES)</u>	査閲 APPD.	Y. YOKOYAMA	
×× ± 0.8		×° ±	承認 APPD.	Y. SAITOU	
×× ± 0.4		×°×' ±			
×× ± 0.1					
××××		単位 (UNIT) : mm		質量 (MASS)	図面番号 (DRAWING NO.)
					版数 (VER.)
					SJ121711
					1



NOTE 1. SUFFIX "R1200" OF PART NUMBER "DX07S024JA2R1200" INDICATES 1200PCS IN A REEL.  
NOTE 2. THE LABEL IN WHICH DESCRIPTION, QTY, LOT NO, EMBOSS CODE AS INDICATED.  
NOTE 3. REFER TO THE DRAWING "SJ121711(DX07S024JA2)" FOR THE CONNECTOR DIMENSIONS.  
NOTE 4. REEL FORM MAY DIFFER FROM THE DRAWING.

現品ラベル/ARTICLE LABEL

品名 (DESCRIPTION) DX07S024JA2R1200

図番 (PART No.) SJ121712

数量 (Q'ty) 1200

ITEM NO

Lot No.

E. Code. TB2416

Count: 001 JAE001

2019/09/19

MADE IN JAPAN

DCF-C-0628 (07.12) / JAPS-9006-2

Japan Aviation Electronics Industry, Ltd.

4	REEL	1	PS	—	—
3	COVER TAPE	1	PET	—	—
2	CARRIER TAPE	1	PS	—	—
1	DX07S024JA2	1200	—	—	SJ121711
符号 NO.	名称 DESCRIPTION	個数 QTY.	材料 MATERIAL	仕上 FINISH	備考 REMARKS

仕様書 (SPECIFICATION)		第1版 (ORIGINAL DATE)		尺度 (SCALE)		シリーズ (SERIES)		日本航空電子工業株式会社
JACS-30353-19 JABL-30353-5		19/SEP/2019		1:5		DX07		
		製図 DR.	—			名称 (TITLE)		JAE JAPAN AVIATION ELECTRONICS INDUSTRY, LTD.
一般公差 (GENERAL TOLERANCE)		担当 CHK.	Y. SHIMOMAKI			DX07S024JA2R1200		
寸法 (DIMENSION)	角度 (ANGLES)	査閲 APPD.	Y. YOKOYAMA					
±0.8	×° ±	承認 APPD.	Y. SAITOU			質量 (MASS)		図面番号 (DRAWING NO.)
× ±0.4	×°×' ±							
×× ±0.1	単位 (UNIT) : mm						SJ121712	
××× ±								