

USB Type-C® Compatible DX07 Series


USB4® 40Gbps Right Angle Receptacle

CONNECTOR

MB-0362-5

Oct.2022

RoHS Compliant



Overview

The DX07 Series connectors are USB Type-C® compatible connectors which are used in various consumer and industrial devices which require a power and serial data interface. These products are USB4 40Gbps certified receptacle connectors which can support data rates up to 40Gbps. New features introduced with the USB4 specification such as tunneling of various signals is also supported. Specific variants are also Thunderbolt™ 4 certified.

Applicable Markets

PCs, tablets, VR / AR headsets, gaming consoles, docking stations and SSDs

Note) USB4®, USB Type-C®, USB-C® are trademarks of USB Implementers Forum.
Thunderbolt™ is a trademark of Intel Corporation.

Features

- Compliant with Universal Serial Bus Type-C Specification Release 2.1
- USB4 40Gbps (Gen 3) certified.
- Supports 240W (5A/48V) max. power supply.
(Compatible with USB Power Delivery Extended Power Range)
- Optimized contact design for superior Signal Integrity performance.

Remarks: Large selection of connector variations are available in DX07 Series
Please refer to the chart below for brochures of other variations.

Brochure Number	Brochure Name
MB-0297-*	DX07 SMT Contact Receptacle
MB-0333-*	DX07 Waterproof Receptacle
MB-0335-*	DX07 Hybrid Contact Receptacle
MB-0336-*	DX07 Vertical Receptacle
MB-0350-*	DX07 16-position Receptacle
MB-0301-*	DX07 Plug Series
MB-0324-*	DX07 Harness
MB-0332-*	DX07 Vertical Plug

Note: The asterisk (*) stands for revision number.

General Specifications

Number of Contacts	24 Position	Rated Current	V _{BUS} (Terminal No. A4, A9, B4, B9) DC 5A (Total)
Contact Resistance	40mΩ max. (initial)		GND (Terminal No. A1, A12, B1, B12) DC 6.25A (Total)
Dielectric Withstanding Voltage	100Vrms / 1minute		V _{CONN} (Terminal No. B5) DC 1.25A
Insulation Resistance	100MΩ (initial)		Others DC 0.25A / pin
Durability	10,000 times	Rated Voltage	48Vrms
Operating Temperature Range	-40°C ~ +85°C		

Ordering Information

DX07 * * 24 * * * R****

Series
DX07: USB Type C

Reeled pcs. / reel

S: On-board, B: Mid-mount

Modification Code #2

Modification Code #1

Plating Specification
Contact area: Au plating over Ni

No. of Contacts: 24 pos.

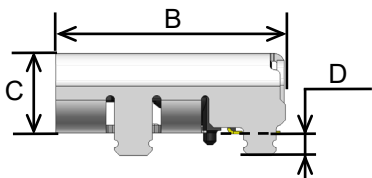
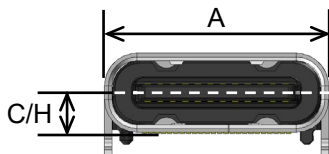
Board Connection Type
J: SMT Type
X: Hybrid Type

TID Number


Part Number	TID Number	Thunderbolt 4 Certification
DX07S024JAA	4729	Certified
DX07B024JAA	5067	Certified
DX07BD24JJ4	5362	—
DX07S024XJ4	7420	—
DX07S024XA8	8315	—

Outer Dimensions

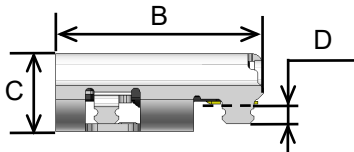
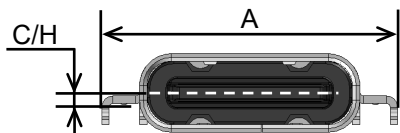
On-board





Unit: mm

Part Number		C/H	Dimension A	Dimension B	Dimension C	Dimension D	Mating Length
DX07S024JAA		1.57	8.94	9.17	3.14	0.9	5.5

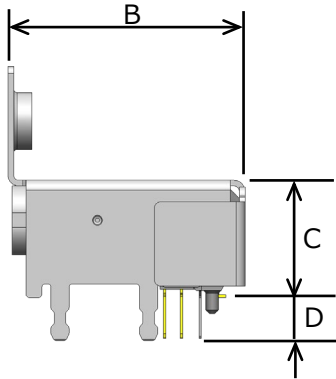
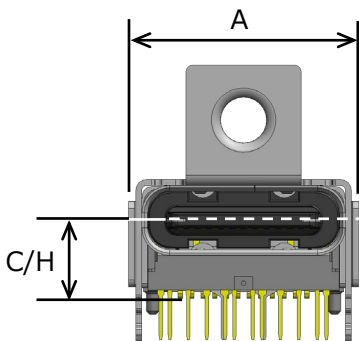
Mid-mount





Unit: mm

Part Number		C/H	Dimension A	Dimension B	Dimension C	Dimension D	Mating Length
DX07B024JAA		0.47	12.00	8.37	3.14	0.8	4.7
DX07BD24JJ4		-0.1	12.75	10.35			5

On-board, Hybrid



Unit : mm

Part Number		C/H	Dimension A	Dimension B	Dimension C	Dimension D	Mating Length	Note
DX07S024XJ4		3.4	10.0	10.44	Flange 10.17 Body 5.17	Bracket 1.9 Contact 1.8	4.7	Screw-hole M2
DX07S024XA8				10.25	5.17			—

Technical Documents

Part Number	Drawing Number	Specifications	Handling Instructions	Package Quantity
DX07S024JAAR1100	SJ122841 SJ122842	JACS-30353-35	JAHL-30353-9	1,100 per reel
DX07B024JAAR1100	SJ122843 SJ122844			
DX07BD24JJ4R1100	SJ122944 SJ122945	JACS-30353-36	JAHL-30353-7	
DX07S024XJ4R250	SJ119851 SJ119852	JACS-30361	JAHL-30361-1	250 per reel
DX07S024XA8R700	SJ121226 SJ121227			700 per reel

Notice:

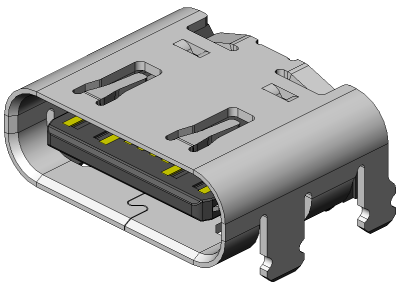
1. The values specified in this brochure are only for reference. The products and their specifications are subject to change without notice. Contact our sales staff for further information before considering or ordering any of our products.
For purchase, a product specification must be agreed upon.
2. Users are requested to provide protection circuits and redundancy circuits to ensure safety of the equipment, and sufficiently review the suitability of JAE's products to the equipment.
3. The products presented in this brochure are designed for the uses recommended below.
We strongly suggest you contact our sales staff when considering use of any of the products in any other way than the recommended applications or for a specific use that requires an extremely high reliability.
- (1) Applications that require consultation:
(i) Please contact us if you are considering use involving a quality assurance program that you specify or that is peculiar to the industry, such as:
Automotive electrical components, train control, telecommunications devices (mainline), traffic light control, electric power, combustion control, fire prevention or security systems, disaster prevention equipment, etc.
(ii) We may separately give you our support with a quality assurance program that you specify, when you think of a use such as :
Aviation or space equipment, submarine repeaters, nuclear power control systems, medical equipment for life support, etc.
- (2) Recommended applications include:
Computers, office appliances, telecommunications devices (terminals, mobile units), measuring equipment, audiovisual equipment, home electric appliances, factory automation equipment, etc.

* The specifications in this brochure are subject to change without notice. Please contact JAE for information.

USB Type-C® Compatible DX07 Series
16-position Right Angle Receptacle

CONNECTOR
MB-0350-2
December 2021

RoHS Compliant



The DX07 Series connectors are USB Type-C® compliant, and they are a standard interface for various devices, such as PCs, smartphones, audio-visual equipment, gaming devices, and other hand-held devices.

This product is a receptacle with 1 row SMT ideal for saving space to allow for the miniaturization of devices.

Note) USB Type-C®, USB-C® are trademarks of USB Implementers Forum.

Applications

Smartphones, tablets, power bank, headphones, charging adapter and others

Features

- Compatible with USB Type-C™ Specification Release 2.1
- Supports 240W (5A/48V) max. power supply.
(Compatible with USB Power Delivery Extended Power Range)
- USB 2.0 (480Mbps)
- Reversible plug design
- Lock structure with superior durability.

Remarks: Large selection of connector variations are available in DX07 Series
Please refer to the chart below for brochures of other variations.

Brochure Number	Brochure Name
MB-0297-*	DX07 SMT Contact Receptacle
MB-0333-*	DX07 Waterproof Receptacle
MB-0335-*	DX07 Hybrid Contact Receptacle
MB-0336-*	DX07 Vertical Receptacle
MB-0350-*	DX07 16-position Receptacle
MB-0362-*	DX07 USB4 Gen3 Compatible Receptacle
MB-0301-*	DX07 Plug Series
MB-0324-*	DX07 Harness
MB-0332-*	DX07 Vertical Plug

Note: The asterisk (*) stands for revision number.

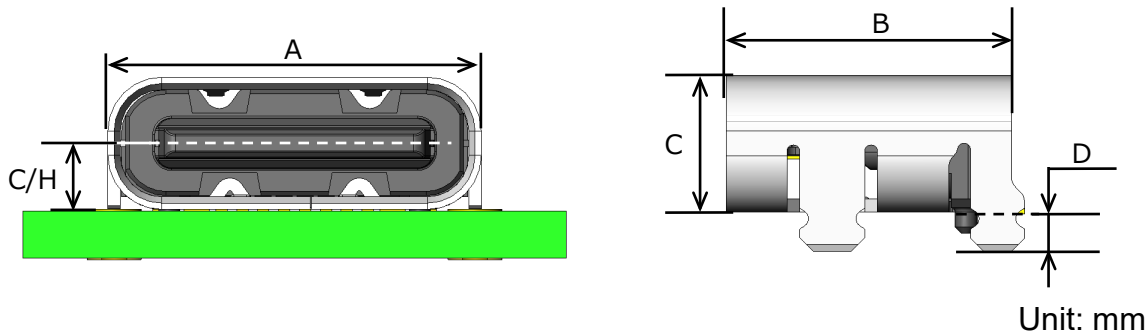
General Specifications



Number of Contacts	16 Position	Rated Current	V _{BUS} (Terminal No. A4, A9, B4, B9) DC 5A (Total)
Contact Resistance	40mΩ max. (initial)		GND (Terminal No. A1, A12, B1, B12) DC 6.25A (Total)
Withstanding Dielectric Withstanding Voltage	100Vrms / 1minute		V _{CONN} (Terminal No. B5) DC 1.25A
			Others DC 0.25A / pin
Insulation Resistance	100MΩ (initial)	Rated Voltage	48Vrms
Durability	10,000 times		
Operating Temperature Range	-40°C ~ +85°C		

Ordering Information

<u>DX07</u>		<u>*</u>	<u>*</u>	<u>16</u>	<u>J</u>	<u>A</u>	<u>*</u>	<u>R****</u>
Series DX07: USB Type C						Reeled pcs. / reel		
S: On-board						Modification Code #2		
Modification Code #1						Plating Specification A: Contact area: Au plating over Ni		
No. of Contacts: 16 positions						Board Connection Type J: SMT Type		

Outer Dimensions



Part Number		C/H	Dimension A	Dimension B	Dimension C	Dimension D	Mating Length
DX07S016JA1		1.58	8.94	6.9	3.16	0.9	4.7
DX07S016JA3						1.2	

Technical Documents

Part Number	Drawing Number	Specifications	Handling Instructions	Package Quantity
DX07S016JA1R1500	SJ121836 SJ121837	JACS-30413	JABL-30413	1,500
DX07S016JA3R1500	SJ122205 SJ122206			

- Notice:**
1. The values specified in this brochure are only for reference. The products and their specifications are subject to change without notice. Contact our sales staff for further information before considering or ordering any of our products.
For purchase, a product specification must be agreed upon.
2. Users are requested to provide protection circuits and redundancy circuits to ensure safety of the equipment, and sufficiently review the suitability of JAE's products to the equipment.
3. The products presented in this brochure are designed for the uses recommended below.
We strongly suggest you contact our sales staff when considering use of any of the products in any other way than the recommended applications or for a specific use that requires an extremely high reliability.
- (1) Applications that require consultation:
- (i) Please contact us if you are considering use involving a quality assurance program that you specify or that is peculiar to the industry, such as:
Automotive electrical components, train control, telecommunications devices (mainline), traffic light control, electric power, combustion control, fire prevention or security systems, disaster prevention equipment, etc.
- (ii) We may separately give you our support with a quality assurance program that you specify, when you think of a use such as :
Aviation or space equipment, submarine repeaters, nuclear power control systems, medical equipment for life support, etc.
- (2) Recommended applications include:
Computers, office appliances, telecommunications devices (terminals, mobile units), measuring equipment, audiovisual equipment, home electric appliances, factory automation equipment, etc.

Japan Aviation Electronics Industry, Limited

* The specifications in this brochure are subject to change without notice. Please contact JAE for information.

USB Type-C® Compatible DX07 Series

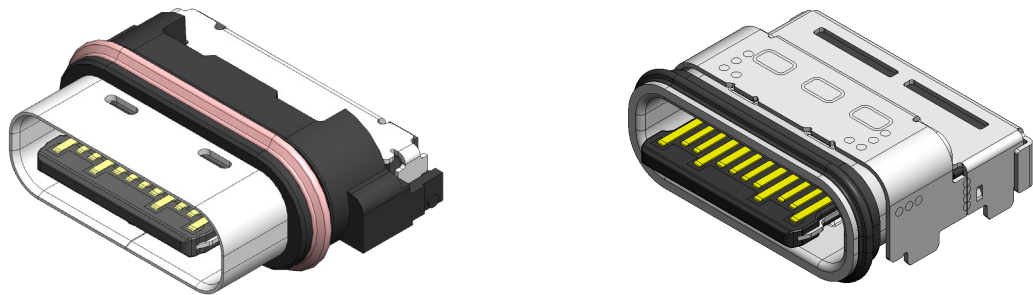
Waterproof Receptacle

CONNECTOR

MB-0333-6

December 2021

RoHS Compliant



The waterproof DX07 Series connectors are the connector that is mating compatible with USB Type-C® , and have become a popular standard interface for personal computers, mobile devices, audiovisual equipment, and portable gaming devices. It is an individually waterproof receptacle connector which provides a solution to the ever growing trend of waterproofing portable devices.

Note) USB Type-C®, USB-C® are trademarks of USB Implementers Forum.

Applicable Waterproof Products

Smartphones, tablets, waterproof speakers, Bluetooth earphones / headphones, action camera, VR / AR headset, and others

Features

- Waterproof performance rating of IPX7 or higher
- Supports 240W (5A/48V) max. power supply.
(Compatible with USB Power Delivery Extended Power Range)
- Symmetric interface which allows for the plug to be inserted upside down or right side up
- Lock structure with superior durability

Remarks: Large selection of other connector variations available in DX07 Series
Please refer to the chart below for brochures.

Brochure Number	Brochure Name
MB-0297-*	DX07 SMT Contact Receptacle
MB-0335-*	DX07 Hybrid Contact Receptacle
MB-0336-*	DX07 Vertical Receptacle
MB-0350-*	DX07 16-position Receptacle
MB-0362-*	DX07 USB4 Gen3 Compatible Receptacle
MB-0301-*	DX07 Plug Series
MB-0324-*	DX07 Harness
MB-0332-*	DX07 Vertical Plug

Note: The asterisk (*) stands for revision number.

General Specifications

Number of Contacts	24 positions	Rated Current	V _{BUS} (Terminal No. A4, A9, B4, B9) DC 5A (Total)
Contact Resistance	40mΩ max. (initial)		GND (Terminal No. A1, A12, B1, B12) DC 6.25A (Total)
Dielectric Withstanding Voltage	100Vrms / 1 minute		V _{CONN} (Terminal No. B5) DC 1.25A
Insulation Resistance	100MΩ (initial)		Others are DC 0.25A/pin
Mating Durability	10,000 times	Rated Voltage	48Vrms
Operating Temperature	-40°C ~ +85 °C		

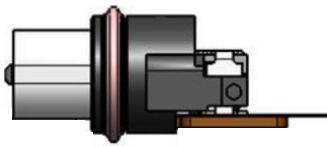
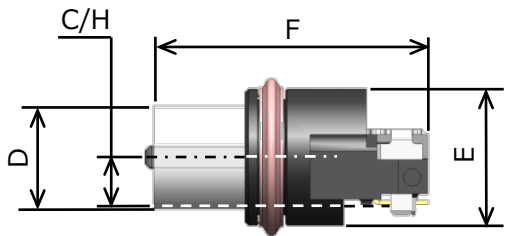
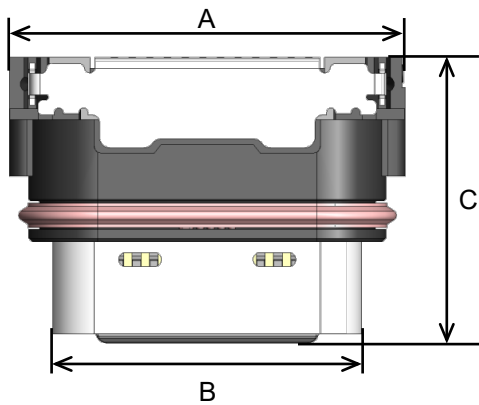
Waterproof Performance

Part Number	Waterproof Rating	
DX07W024JA1	IPX8	Protection from submersion of 1.5m depth for 30 minutes
DX07W024JA2		
DX07WH24JA3	IPX7	Protection from submersion of 1.0m depth for 30 minutes

Ordering Information

DX07		W	*	24	J	A	*	R****
Series		W: Waterproof Receptacle		Number of Contacts: 24 position		Reeled pcs. / reel		
DX07: USB Type C						Modification Code: #2		
Modification Code: #1						Plating Specification		
						A: Contact area: Au plating over Ni		
						Board Connection Type		
						J: 2 row, SMT type		

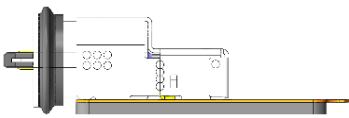
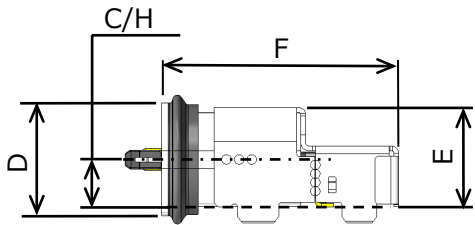
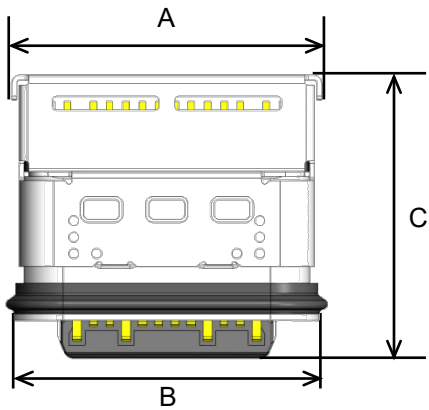
Outer Dimensions



Mated condition
(Please refer to attention on next page)

Unit: mm

Part Number		C/H	Dimension A	Dimension B	Dimension C	Dimension D	Dimension E	Dimension F	Mating Length
DX07W024JA1		1.35	11.2	8.74	8.05	2.94	3.9	7.8	4.2
DX07W024JA2								6.2	2.6



Mated condition

Unit: mm

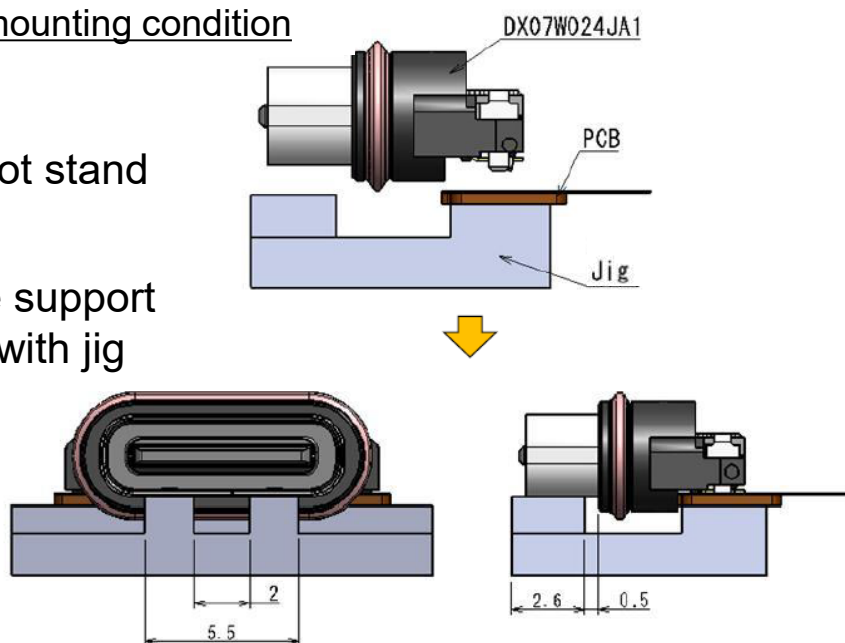
Part Number		C/H	Dimension A	Dimension B	Dimension C	Dimension D	Dimension E	Dimension F	Mating Length
DX07WH24JA3		1.5	9.5	9.35	8.65	3.56	3.13	7.50	3.3

Recommended board mounting condition

Attention

DX07W024JA1/2 cannot stand on its own.

When mounting please support connector mating side with jig so it will not fall over.



Technical Documents

Part Number	Drawing Number	Specifications	Handling Instructions	Package Quantity
DX07W024JA1 DX07W024JA1R300 DX07W024JA1R1000	SJ119582 SJ121977 SJ119583	JACS-30398	J AHL-30398	300 pieces/reel (Note) 1,000 pieces/reel
DX07W024JA2 DX07W024JA2R1000	SJ119766 SJ119767			1,000 pieces/reel
DX07WH24JA3 DX07WH24JA3R1200	SJ120981 SJ120982	JACS-30353-24	---	1,200 pieces/reel

Note) 300 pieces/reel package quantity are available as samples only.

Notice:

1. The values specified in this brochure are only for reference. The products and their specifications are subject to change without notice. Contact our sales staff for further information before considering or ordering any of our products. For purchase, a product specification must be agreed upon.

2. Users are requested to provide protection circuits and redundancy circuits to ensure safety of the equipment, and sufficiently review the suitability of JAE's products to the equipment.

3. The products presented in this brochure are designed for the uses recommended below. We strongly suggest you contact our sales staff when considering use of any of the products in any other way than the recommended applications or for a specific use that requires an extremely high reliability.

(1) Applications that require consultation:

(i) Please contact us if you are considering use involving a quality assurance program that you specify or that is peculiar to the industry, such as:

Automotive electrical components, train control, telecommunications devices (mainline), traffic light control, electric power, combustion control, fire prevention or security systems, disaster prevention equipment, etc.

(ii) We may separately give you our support with a quality assurance program that you specify, when you think of a use such as :

Aviation or space equipment, submarine repeaters, nuclear power control systems, medical equipment for life support, etc.

(2) Recommended applications include:

Computers, office appliances, telecommunications devices (terminals, mobile units), measuring equipment, audiovisual equipment, home electric appliances, factory automation equipment, etc.

Japan Aviation Electronics Industry, Limited

* The specifications in this brochure are subject to change without notice. Please contact JAE for information.

USB Type-C® Compatible DX07 Series

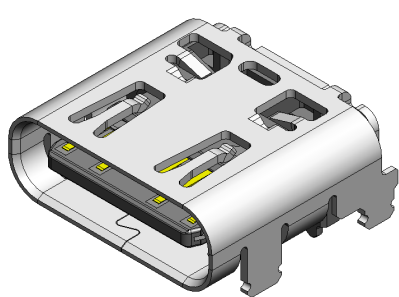
SMT Contact Right Angle Receptacle

CONNECTOR

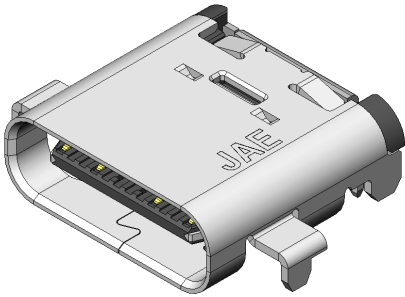
MB-0297-10

December 2021

RoHS Compliant



On-board Type



Mid-mount Type

The DX07 Series connectors are USB Type-C® compliant, and have become a popular standard interface for personal computers, smartphones, mobile devices, audiovisual equipment, and portable gaming devices.

This product is a 2-row SMT type receptacle connector with a mounting area space-saving design.

Note) USB Type-C®, USB-C® are trademarks of USB Implementers Forum.

Applicable Markets

Smartphones, tablets, PCs, digital still cameras, headphones, and others

Features

- Compliant with Universal Serial Bus Type-C Specification Release 2.1
- Compatible with 10Gbps x2 (20Gbps) Super Speed communication. (USB 3.2)
- Supports 240W (5A/48V) maximum power supply.
(Compatible with USB Power Delivery Extended Power Range)
- Reversible plug orientation makes possible to insert both ways up.
- Lock structure with superior durability.

Remarks: Large selection of connector variations are available in DX07 Series
Please refer to the chart below for brochures of other variations.

Brochure Number	Brochure Name
MB-0333-*	DX07 Waterproof Receptacle
MB-0335-*	DX07 Hybrid Contact Receptacle
MB-0336-*	DX07 Vertical Receptacle
MB-0350-*	DX07 16-position Receptacle
MB-0362-*	DX07 USB4 Gen3 Compatible Receptacle
MB-0301-*	DX07 Plug Series
MB-0332-*	DX07 Vertical Plug
MB-0324-*	DX07 Harness

Note: The asterisk (*) stands for revision number.

General Specifications

Number of Contacts	24 Position
Contact Resistance	40mΩ max. (initial)
Dielectric Withstanding Voltage	100Vrms / 1minute
Insulation Resistance	100MΩ (initial)
Durability	10,000 times
Operating Temperature Range	-40°C ~ +85°C

Rated Current	V _{BUS} (Terminal No. A4, A9, B4, B9) DC 5A (Total)
	GND (Terminal No. A1, A12, B1, B12) DC 6.25A (Total)
	V _{CONN} (Terminal No. B5) DC 1.25A
	Others DC 0.25A / pin
Rated Voltage	48Vrms

Ordering Information

DX07 * * 24 J * * R****

Series

DX07: USB Type C

Reeled pcs. / reel

S: On-board, B: Mid-mount

Modification Code #2

Modification Code #1

No. of Contacts: 24 pos.

Plating Specification

J: Contact area: Au flash over Palladium Ni
over Ni plating

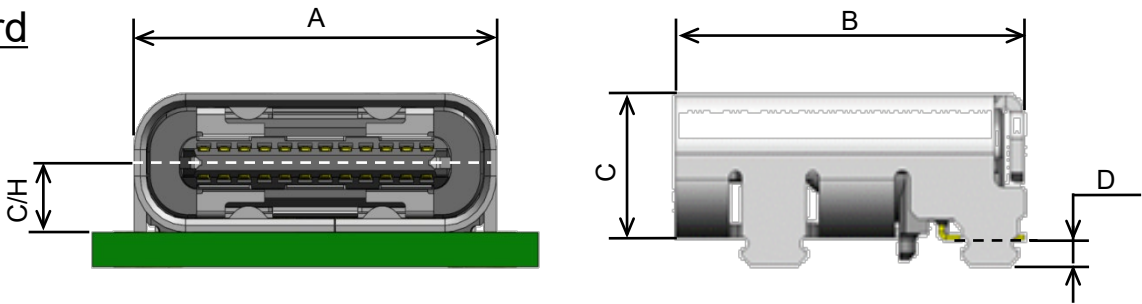
A: Contact area: Au plating over Ni

Board Connection Type


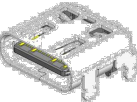






J: 2 row SMT horizontal

Outer Dimensions

On-board

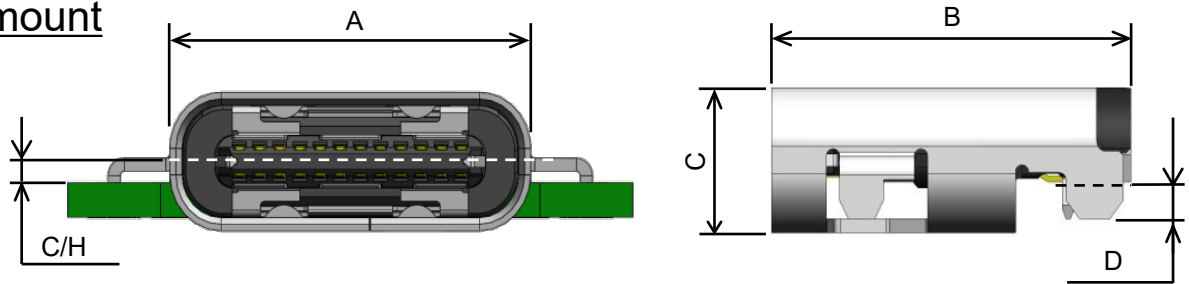


Unit: mm



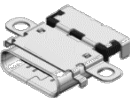
Part Number		C/H	Dimension A	Dimension B	Dimension C	Dimension D	Mating Length	Rear Shield	Note
DX07S024JA1		1.57	8.94	8.17	3.14	0.6	4.7	Yes	Insert mold
DX07S024JA2						1.2			
DX07S024JJ1						0.6			Shell 2-point contact DIP
DX07S024JJ2									
DX07S024JJ3				No		--			
DX07S024JJ7				1.2		5.5	Yes	--	
DX07S024JJ4								0.9	--
DX07SD24JJ3		2.0	8.57		0.6			5.1	--

Outer Dimensions

Mid-mount



Unit: mm

Part Number		C/H	Dimension A	Dimension B	Dimension C	Dimension D	Rear Shield	Note
DX07B024JJ1		0.47	8.94	8.17	3.14	0.8	Yes	---
DX07B024JJ2							No	---
DX07BN24JA2		-0.64	9.27	11.1	3.6	0.8		---

Technical Documents

Part Number	Drawing Number	Specifications	Handling Instructions	Package Quantity
DX07S024JA1 DX07S024JA1R300 DX07S024JA1R1300	SJ119361 SJ121696 SJ119362	JACS-30353-19	J AHL-30353-5	300 pieces/reel (Note) 1,300 pieces/reel
DX07S024JA2 DX07S024JA2R1200	SJ121711 SJ121712			1,200 pieces/reel
DX07S024JJ1 DX07S024JJ1R1300	SJ115848 SJ115849	JACS-30353	J AHL-30353-1	1,300 pieces/reel
DX07S024JJ2 DX07S024JJ2R1300	SJ115946 SJ115947			
DX07S024JJ3 DX07S024JJ3R1300	SJ115994 SJ115995			
DX07S024JJ4 DX07S024JJ4R1300	SJ117264 SJ117265			
DX07S024JJ7 DX07S024JJ7R1200	SJ119223 SJ119224			1,200 pieces/reel
DX07SD24JJ3 DX07SD24JJ3R1200	SJ117525 SJ117526			
DX07B024JJ1 DX07B024JJ1R1500	SJ115850 SJ115851	JACS-30353	J AHL-30353-1	1,500 pieces/reel
DX07B024JJ2 DX07B024JJ2R1500	SJ115996 SJ115997			1,300 pieces/reel
DX07BN24JA2 DX07BN24JA2R1300	SJ119577 SJ119578			

Note) 300 pieces/reel package quantity are available as samples only.

Notice:

1. The values specified in this brochure are only for reference. The products and their specifications are subject to change without notice. Contact our sales staff for further information before considering or ordering any of our products.
For purchase, a product specification must be agreed upon.

2. Users are requested to provide protection circuits and redundancy circuits to ensure safety of the equipment, and sufficiently review the suitability of JAE's products to the equipment.

3. The products presented in this brochure are designed for the uses recommended below.
We strongly suggest you contact our sales staff when considering use of any of the products in any other way than the recommended applications or for a specific use that requires an extremely high reliability.

(1) Applications that require consultation:

(i) Please contact us if you are considering use involving a quality assurance program that you specify or that is peculiar to the industry, such as:
Automotive electrical components, train control, telecommunications devices (mainline), traffic light control, electric power, combustion control, fire prevention or security systems, disaster prevention equipment, etc.

(ii) We may separately give you our support with a quality assurance program that you specify, when you think of a use such as :
Aviation or space equipment, submarine repeaters, nuclear power control systems, medical equipment for life support, etc.


(2) Recommended applications include:
Computers, office appliances, telecommunications devices (terminals, mobile units), measuring equipment, audiovisual equipment, home electric appliances, factory automation equipment, etc.

Japan Aviation Electronics Industry, Limited


USB Type-C® Compatible DX07 Series
Hybrid Contact Receptacle

CONNECTOR
MB-0335-5
December 2021

RoHS Compliant



On-board Type



Mid-mount Type

The DX07 Series connectors are USB Type-C® compliant, and they are a standard interface for various devices, such as PCs, smartphones, audio-visual equipment, gaming devices, and other hand-held devices.

This product is a through-hole, SMT hybrid contact receptacle which allows for reworking of soldering area.

Note) USB Type-C®, USB-C® are trademarks of USB Implementers Forum.

Applicable Markets

PCs, tablets, HUBs, POS registers, portable gaming devices, and others

Features

- Compliant with Universal Serial Bus Type-C Specification Release 2.1
- Compatible with 10Gbps x2 (20Gbps) Super Speed communication. (USB 3.2)
- Supports 240W (5A/48V) max. power supply.
(Compatible with USB Power Delivery Extended Power Range)
- Lock structure with superior durability.

Remarks: Large selection of connector variations are available in DX07 Series
Please refer to the chart below for brochures of other variations.

Brochure Number	Brochure Name
MB-0297-*	DX07 SMT Contact Receptacle
MB-0333-*	DX07 Waterproof Receptacle
MB-0336-*	DX07 Vertical Receptacle
MB-0350-*	DX07 16-position Receptacle
MB-0362-*	DX07 USB4 Gen3 Compatible Receptacle
MB-0301-*	DX07 Plug Series
MB-0324-*	DX07 Harness
MB-0332-*	DX07 Vertical Plug

Note: The asterisk (*) stands for revision number.

General Specifications

Number of Contacts	24 Position	Rated Current	V _{BUS} (Terminal No. A4, A9, B4, B9) DC 5A (Total)
Contact Resistance	40mΩ max. (initial)		GND(Terminal No. A1, A12, B1, B12) DC 6.25A(Total)
Dielectric Withstanding Voltage	100Vrms / 1minute		V _{CONN} (Terminal No. B5) DC 1.25A
Insulation Resistance	100MΩ (initial)		Others DC 0.25A / pin
Durability	10,000 times	Rated Voltage	48Vrms
Operating Temperature Range	-40°C ~ +85°C		

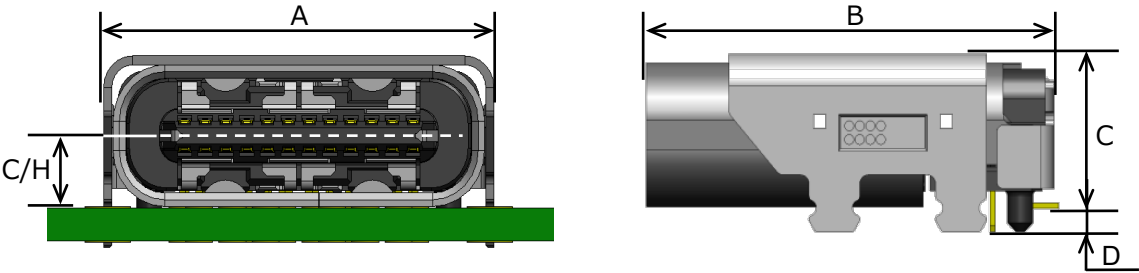
Ordering Information

DX07 * * 24 X * * R****




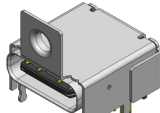

Series DX07: USB Type C	Reeled pcs. / reel
S: On-board, B: Mid-mount	Modification Code #2
Modification Code #1	Plating Specification J: Contact area: Au flash over Palladium Ni over Ni plating A: Contact area: Au over Ni plating
No. of Contacts: 24 positions	Board Connection Type X: Hybrid Type

Outer Dimensions

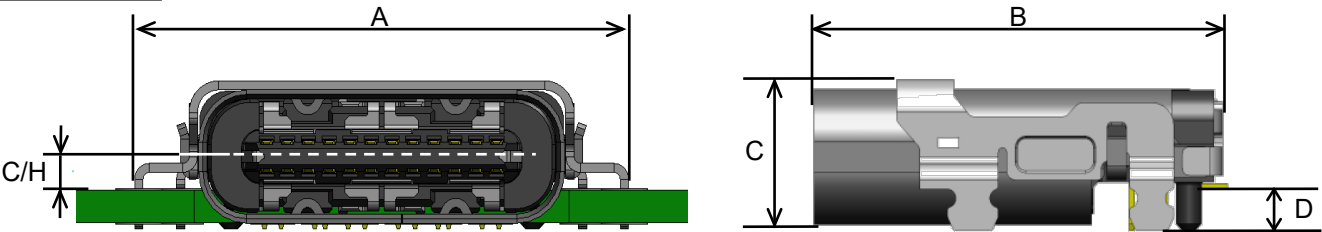
On-board



Unit: mm

Part Number		C/H	Dimension A	Dimension B	Dimension C	Dimension D	Mating Length	Shell Plating	Note
DX07S024XJ1		1.6	9.4	9.65	3.34	0.7	5.5	Black Nickel	--
DX07S024XJ1A						Bracket 0.9 Contact 0.7		Nickel	--
DX07SA24XJ2		2.0	10.5	9.25	3.77	0.9	5.1		--
DX07S024XJ4		3.4	10.0	10.44	Flange 10.17 Body 5.17	Bracket 1.9 Contact 1.8	4.7		Screw-hole M2
DX07S024XA8				10.25	5.17				--

Mid-mount



Unit: mm

Part Number		C/H	Dimension A	Dimension B	Dimension C	Dimension D	Mating Length	Shell Plating	Note
DX07B024XJ1		0.7	11.8	9.65	3.14	0.9	5.5	Black Nickel	--

Technical Documents

Part Number	Drawing Number	Specifications	Handling Instructions	Package Quantity
DX07B024XJ1 DX07B024XJ1R1300	SJ116121 SJ116122	JACS-30361	JAHL-30361	1,300 pieces/reel
DX07S024XJ1 DX07S024XJ1R1100	SJ116123 SJ116124			1,100 pieces/reel
DX07S024XJ1A DX07S024XJ1AR1000	SJ117695 SJ117696			1,000 pieces/reel
DX07SA24XJ2 DX07SA24XJ2R1000	SJ116666 SJ116667			
DX07S024XJ4 DX07S024XJ4R250	SJ119851 SJ119852			250 pieces/reel
DX07S024XA8 DX07S024XA8R700	SJ121226 SJ121227			700 pieces/reel

Note) Please order in reel units.

Notice:

1. The values specified in this brochure are only for reference. The products and their specifications are subject to change without notice. Contact our sales staff for further information before considering or ordering any of our products.
For purchase, a product specification must be agreed upon.
2. Users are requested to provide protection circuits and redundancy circuits to ensure safety of the equipment, and sufficiently review the suitability of JAE's products to the equipment.
3. The products presented in this brochure are designed for the uses recommended below.
We strongly suggest you contact our sales staff when considering use of any of the products in any other way than the recommended applications or for a specific use that requires an extremely high reliability.
- (1) Applications that require consultation:
(i) Please contact us if you are considering use involving a quality assurance program that you specify or that is peculiar to the industry, such as:
Automotive electrical components, train control, telecommunications devices (mainline), traffic light control, electric power, combustion control, fire prevention or security systems, disaster prevention equipment, etc.
(ii) We may separately give you our support with a quality assurance program that you specify, when you think of a use such as :
Aviation or space equipment, submarine repeaters, nuclear power control systems, medical equipment for life support, etc.
- (2) Recommended applications include:
Computers, office appliances, telecommunications devices (terminals, mobile units), measuring equipment, audiovisual equipment, home electric appliances, factory automation equipment, etc.


Japan Aviation Electronics Industry, Limited

* The specifications in this brochure are subject to change without notice. Please contact JAE for information.

USB Type-C® Compatible DX07 Series
Vertical Receptacle

CONNECTOR
MB-0336-5
December 2021

RoHS Compliant



On-board Type

The DX07 Series connectors are USB Type-C® compliant, and they are a standard interface for various devices, such as PCs, smartphones, audio-visual equipment, gaming devices, and other hand-held devices.
This product is a vertical type receptacle ideal for monitors and other peripheral devices.
Note) USB Type-C®, USB-C® are trademarks of USB Implementers Forum.

Applicable Markets

Monitors, hubs, wall outlets, USB chargers, printers, POS terminal, and others

Features

- Compliant with Universal Serial Bus Type-C Specification Release 2.1.
- Compatible with 10Gbps x2 (20Gbps) Super Speed communication. (USB 3.2)
- Supports 240W (5A/48V) max. power supply.
(Compatible with USB Power Delivery Extended Power Range)
- Reversible plug orientation makes possible to insert both ways up.
- Lock structure with superior durability.

Remarks: Large selection of connector variations are available in DX07 Series
Please refer to the chart below for brochures of other variations.

Brochure Number	Brochure Name
MB-0297-*	DX07 SMT Contact Receptacle
MB-0333-*	DX07 Waterproof Receptacle
MB-0335-*	DX07 Hybrid Contact Receptacle
MB-0350-*	DX07 16-position Receptacle
MB-0362-*	DX07 USB4 Gen3 Compatible Receptacle
MB-0301-*	DX07 Plug Series
MB-0324-*	DX07 Harness
MB-0332-*	DX07 Vertical Plug

Note: The asterisk (*) stands for revision number.

General Specifications

Number of Contacts	24 Position
Contact Resistance	40mΩ max. (initial)
Dielectric Withstanding Voltage	100Vrms / 1minute
Insulation Resistance	100MΩ (initial)
Durability	10,000 times
Operating Temperature Range	-30℃ ~ +85℃

Rated Current	V _{BUS} (Terminal No. A4, A9, B4, B9) DC 5A (Total)
	GND(Terminal No. A1, A12, B1, B12) DC 6.25A(Total)
	V _{CONN} (Terminal No. B5) DC 1.25A
	Others DC 0.25A / pin
Rated Voltage	48Vrms

Ordering Information

[Receptacle Side]

DX07 S * 24 W J * R****

Series

DX07: USB Type C

Reeled pcs. / reel

Modification Code #2

S: On-board

Modification Code #1

No. of Contacts: 24 pos.

Plating Specification

J: Contact area:

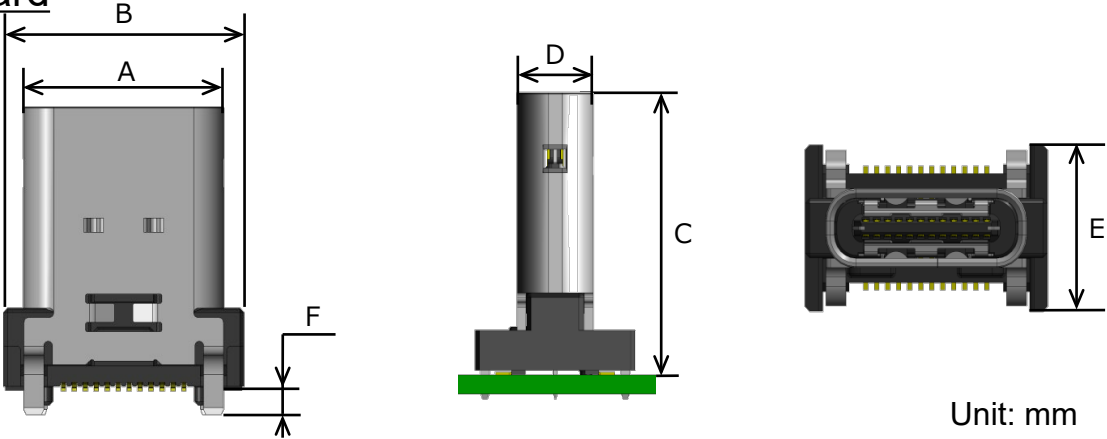
Au flash over Palladium Ni over Ni plating

Board Connection Type



W: Vertical Type

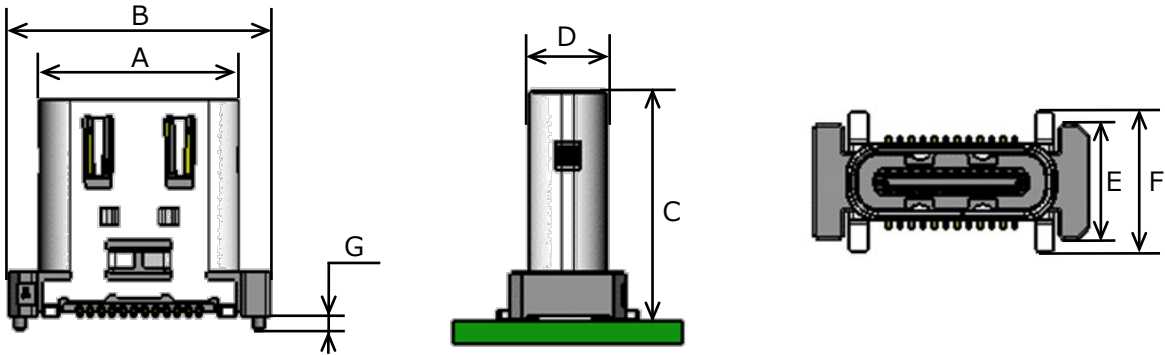
Outer Dimensions

On-board

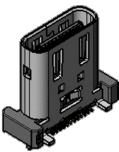


Unit: mm

Part Number		Dimension A	Dimension B	Dimension C	Dimension D	Dimension E	Dimension F	Mating Length	Ground Connection
DX07S024WJ1		9.14	11.0	12.0	3.34	7.0	1.0	4.7	Ground plate
DX07S024WJ3			12.0	10.0		5.0	1.8	5.0	Shell spring



Unit: mm

Part Number		Dimension A	Dimension B	Dimension C	Dimension D	Dimension E	Dimension F	Dimension G	Mating Length	Features
DX07S024WJ4		9.14	12.0	10.0	3.34	5.0	6.1	0.6	5.0	ALL SMT

Technical Documents

Part Number	Drawing Number	Specifications	Handling Instructions	Package Quantity
DX07S024WJ1 DX07S024WJ1R350	SJ117219 SJ117220	JACS-30368	JAHL-30368	350 pieces/reel
DX07S024WJ3 DX07S024WJ3R400	SJ117928 SJ117929			400 pieces/reel
DX07S024WJ4 DX07S024WJ4R450	SJ121804 SJ121805			450 pieces/reel

Notice:

1. The values specified in this brochure are only for reference. The products and their specifications are subject to change without notice. Contact our sales staff for further information before considering or ordering any of our products.
For purchase, a product specification must be agreed upon.

2. Users are requested to provide protection circuits and redundancy circuits to ensure safety of the equipment, and sufficiently review the suitability of JAE's products to the equipment.

3. The products presented in this brochure are designed for the uses recommended below.
We strongly suggest you contact our sales staff when considering use of any of the products in any other way than the recommended applications or for a specific use that requires an extremely high reliability.

(1) Applications that require consultation:

(i) Please contact us if you are considering use involving a quality assurance program that you specify or that is peculiar to the industry, such as:
Automotive electrical components, train control, telecommunications devices (mainline), traffic light control, electric power, combustion control, fire prevention or security systems, disaster prevention equipment, etc.

(ii) We may separately give you our support with a quality assurance program that you specify, when you think of a use such as :
Aviation or space equipment, submarine repeaters, nuclear power control systems, medical equipment for life support, etc.

(2) Recommended applications include:
Computers, office appliances, telecommunications devices (terminals, mobile units), measuring equipment, audiovisual equipment, home electric appliances, factory automation equipment, etc.

Japan Aviation Electronics Industry, Limited

* The specifications in this brochure are subject to change without notice. Please contact JAE for information.