



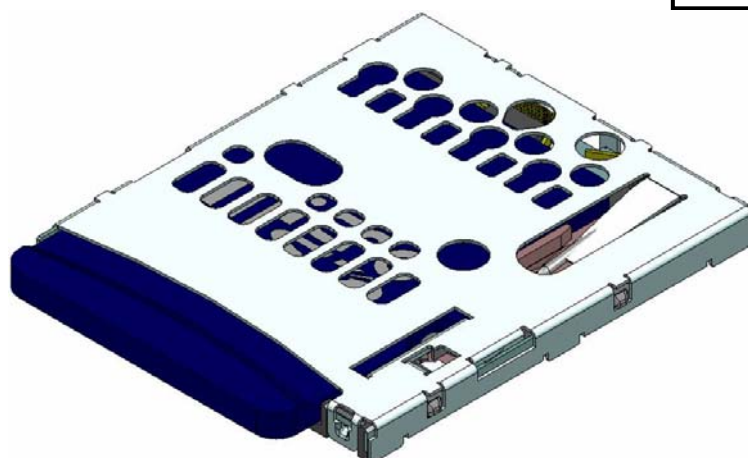
microSD™ Memory Card Connector

CONNECTOR

MB-0250-3

April 2015

ST11-H Series

RoHS Compliant

Outline

Smartphones and tablet PCs that equip microSD™ cards are increasing.

The ST11-H Series are push-push type connectors compatible with the microSD™ card, specified by SDA as a compact card for various hand-held devices.

* microSD™ is a trademark of SD Card Association.

Features

- Push-push type connector compatible with microSD™ card specified by SDA.
- Slim design with 1.3mm height, 13.4mm width, and 15.3mm depth (depth including card: 17.0mm).
- Good operability with 1.0mm push stroke, 3.4mm card eject length.
- Card insertion detection structure (D-SW), normally closed type.
- Balanced EMI countermeasure with 7 hold-down points.
- Structure to prevent the card from popping out.
- Pb-free, halogen-free compliant product.
- Supports automated mounting with an embossed tape.

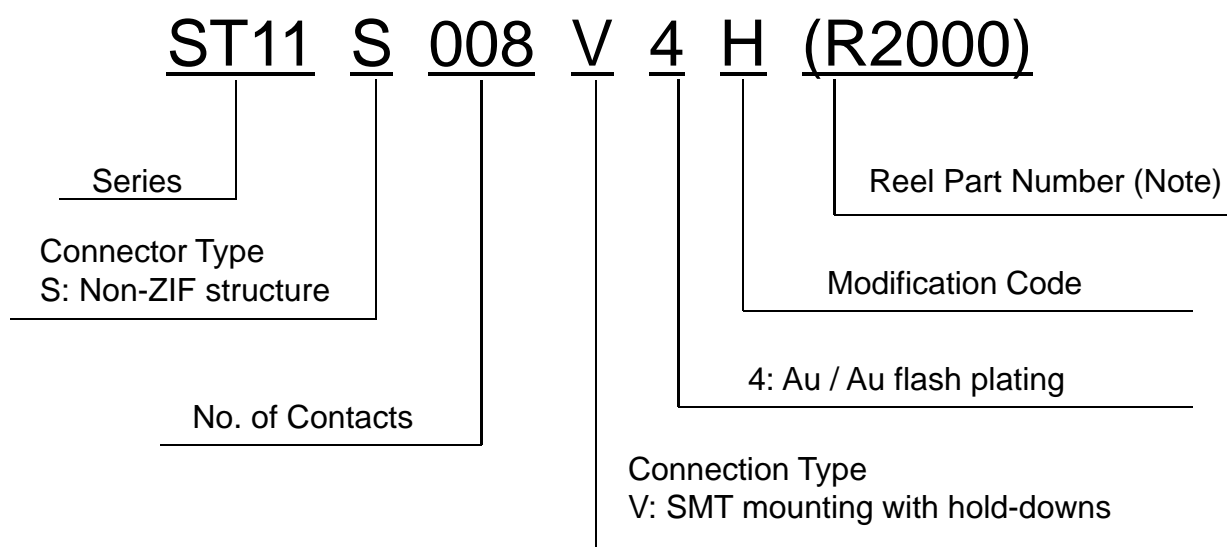
General Specifications

- | | |
|---|----------------------------------|
| ■ No. of Contacts: 8 pos. | ■ Rated Current: 0.5A / terminal |
| ■ Contact Resistance:
100m Ω max. (initial value) | ■ Rated Voltage: 10V / terminal |
| ■ Dielectric Withstanding Voltage:
AC500Vr.m.s. for 1 minute | ■ Lifetime: 5,000 times |
| ■ Operating Temperature:
-30 Deg. C to +85 Deg. C | |

Materials and Finishes

Component	Material	Finish
Signal Contact D-SW Contact	Copper alloy	Contact: Au plating over Ni Terminal: Au flash plating over Ni
Housing	Synthetic resin	
Cover	Stainless steel	Terminal area: Au flash plating over Ni
Eject Bar	Synthetic resin	
Lock	Stainless steel	
Spring	Stainless steel	
Cam Follower	Stainless steel	

Ordering Information

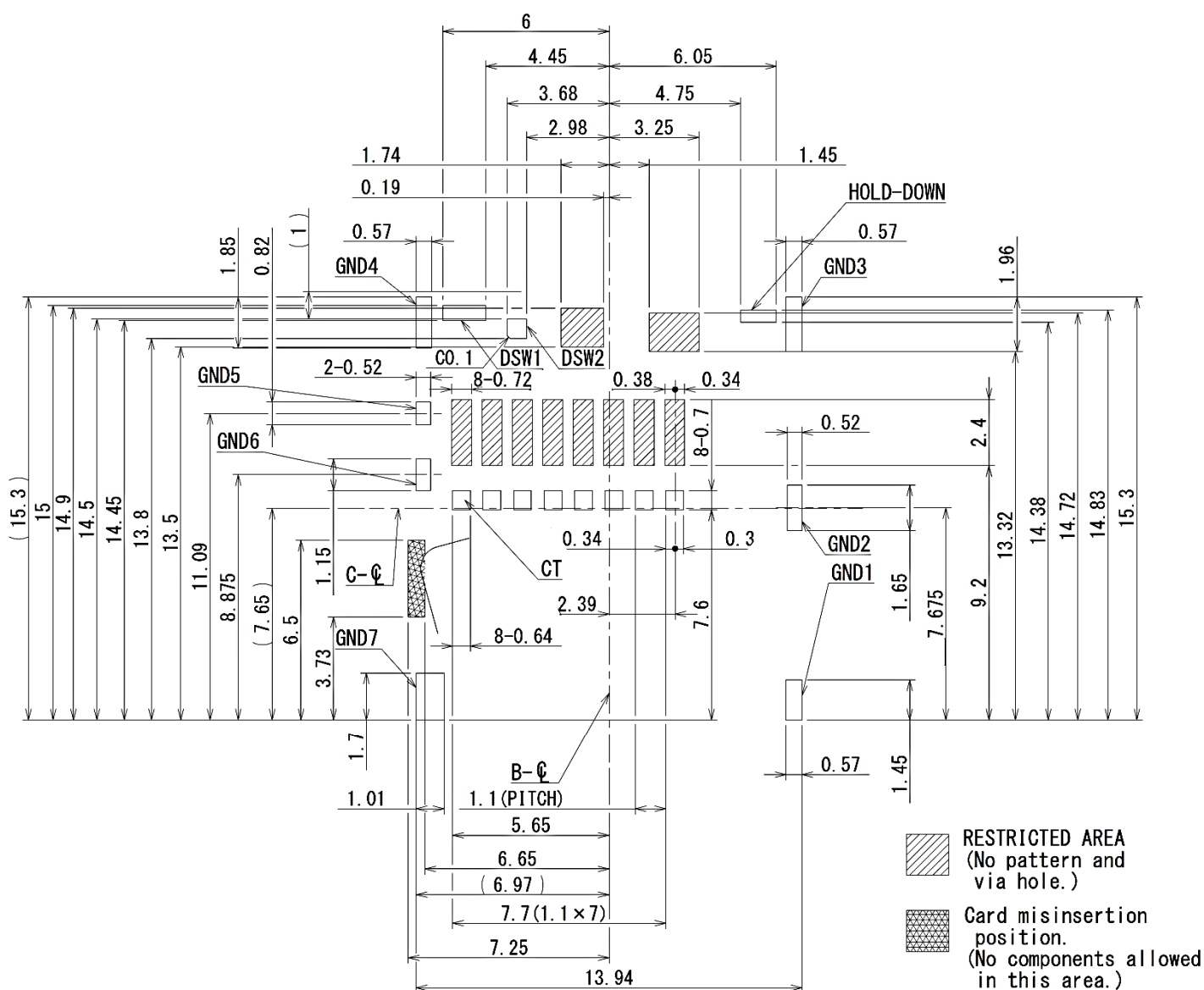


Note) An embossed tape reel contains 2,000 pcs.

Please contact us for details on embossed tape specifications.



	WITHOUT CARD	WITH CARD
SWITCH		



Technical Documents

Part Number	ST11S008V4H
SJ Drawing	Individual Product: SJ113824 Reeled Product: SJ113825
Specifications	JACS-10883
Handling Instructions	JAHL-10883

Notice:

1. The values specified in this brochure are only for reference. The products and their specifications are subject to change without notice. Contact our sales staff for further information before considering or ordering any of our products.
For purchase, a product specification must be agreed upon.

2. Users are requested to provide protection circuits and redundancy circuits to ensure safety of the equipment, and sufficiently review the suitability of JAE's products to the equipment.

3. The products presented in this brochure are designed for the uses recommended below.
We strongly suggest you contact our sales staff when considering use of any of the products in any other way than the recommended applications or for a specific use that requires an extremely high reliability.

(1) Applications that require consultation:

(i) Please contact us if you are considering use involving a quality assurance program that you specify or that is peculiar to the industry, such as:

Automotive electrical components, train control, telecommunications devices (mainline), traffic light control, electric power, combustion control, fire prevention or security systems, disaster prevention equipment, etc.

(ii) We may separately give you our support with a quality assurance program that you specify, when you think of a use such as :

Aviation or space equipment, submarine repeaters, nuclear power control systems, medical equipment for life support, etc.

(2) Recommended applications include:

Computers, office appliances, telecommunications devices (terminals, mobile units), measuring equipment, audiovisual equipment, home electric appliances, factory automation equipment, etc

Japan Aviation Electronics Industry, Limited

Product Marketing Division

Aobadai Building, 3-1-19, Aobadai, Meguro-ku, Tokyo 153-8539

Phone: +81-3-3780-2882 FAX: +81-3-3780-2946

* The specifications in this brochure are subject to change without notice. Please contact JAE for information.