



Connector "A" for IMT-2000 Mobile Phones

CONNECTOR

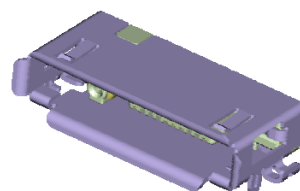
MB-0052-6

July 2006

RA1 Series

RoHS Compliant


(RA1P011FP3)



(RA1R011HA1)

Outline

The RA1 Series is an integrated connector incorporating signal contacts and a coaxial contact compliant with the requirements for connector "A" for IMT-2000 mobile phones. Connector "A" was standardized for the IMT-2000 interface by the EIAJ.

Features

- Compliant with EIAJ RC-5238 Connector "A" for IMT-2000 mobile phones. (Integrated connector with 10 signal contacts and 1 coaxial contact.)
- Smaller and lighter than the DH Series, connector for digital mobile phones. (0.5mm signal contact pitch, volume ratio is 1/3 for receptacle, 1/2 for plug (compared to the JAE products.))
- Static electricity countermeasure and EMI shield provided by a metal shell for signal transmission connector.
- Both receptacle and plug use full-cover shells for the mating area, and a mechanism to prevent opening of the shells.
- Compatible with live insertion/ removal (sequence) by providing contacts of different length in receptacle.
- Signal contacts are compatible with high-speed transmission. (Compatible with USB 1.1)
- Coaxial contact in receptacle compatible with operating frequency up to 2.2GHz.
- Embossed tape supply ensuring 6mm x 6mm adhesion area for receptacle is available.

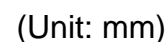
General Specifications

- | | |
|---|--|
| <ul style="list-style-type: none"> ■ No. of contacts: 11 (including 1 coaxial.) ■ Rated voltage: AC 30Vr.m.s. ■ Contact resistance: Initial 50m ohm max. ■ Withstand voltage:
Signal contacts: AC 300Vr.m.s. per minute
Coaxial contacts: AC 100Vr.m.s. per minute ■ VSWR: Less than 1.5 (Up to 2.2GHz) ■ Insertion loss: 0.5dB max. (Up to 2.2GHz) ■ Operating temperature & humidity:
-25 to +70 Deg. C , 85% max. | <ul style="list-style-type: none"> ■ Rated current: Less than DC 0.5A
(1.0A for 5 terminals max. ---Note) ■ Insulation resistance: 1000M ohm min.
Signal contacts: AC 300Vr.m.s.
Coaxial contacts AC 100Vr.m.s. ■ Electrostatic capacity: 2pF max. ■ Life time: 10,000 times ■ Applicable cable:
Up to AWG #28 for signal contacts
Equivalent to 1.5D for coaxial contact |
|---|--|

(Note) "5 terminals" indicates terminals 1, 4, 5, 6, and 10

■ Part Number

RA1R011HA1 (Standard receptacle: external detection switch/ bottom mount type)



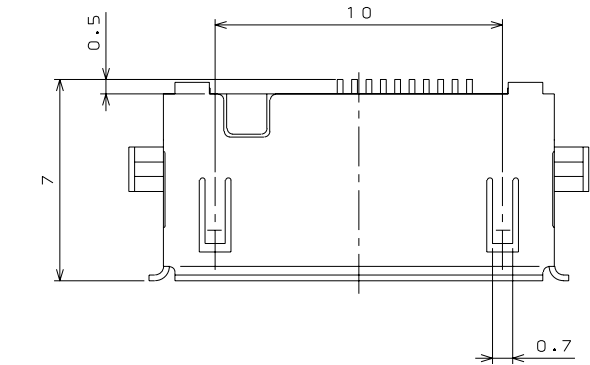
■ Part Number

RA1R111HA1 (Standard receptacle: external detection switch/ top-mount type)

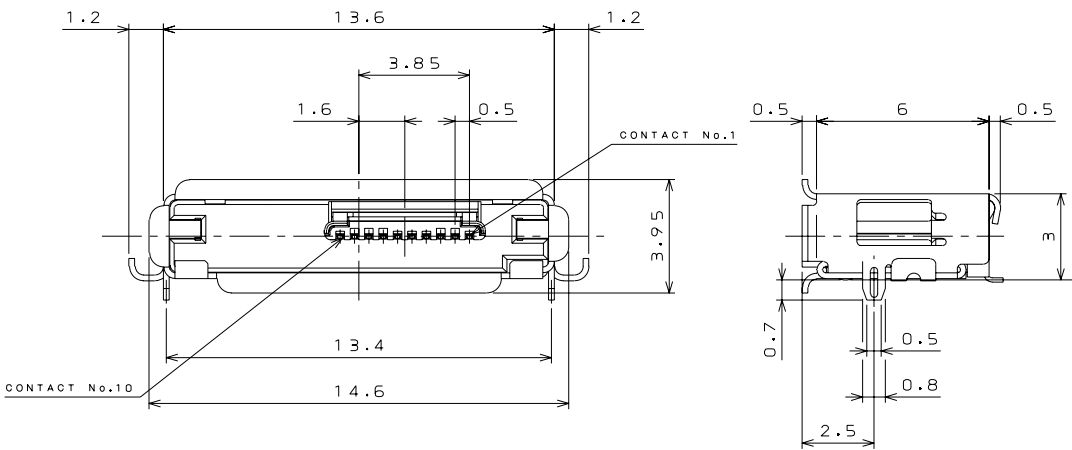


■ Part Number

RA1R010H1A (Receptacle for signal : without coaxial/ bottom mount type)



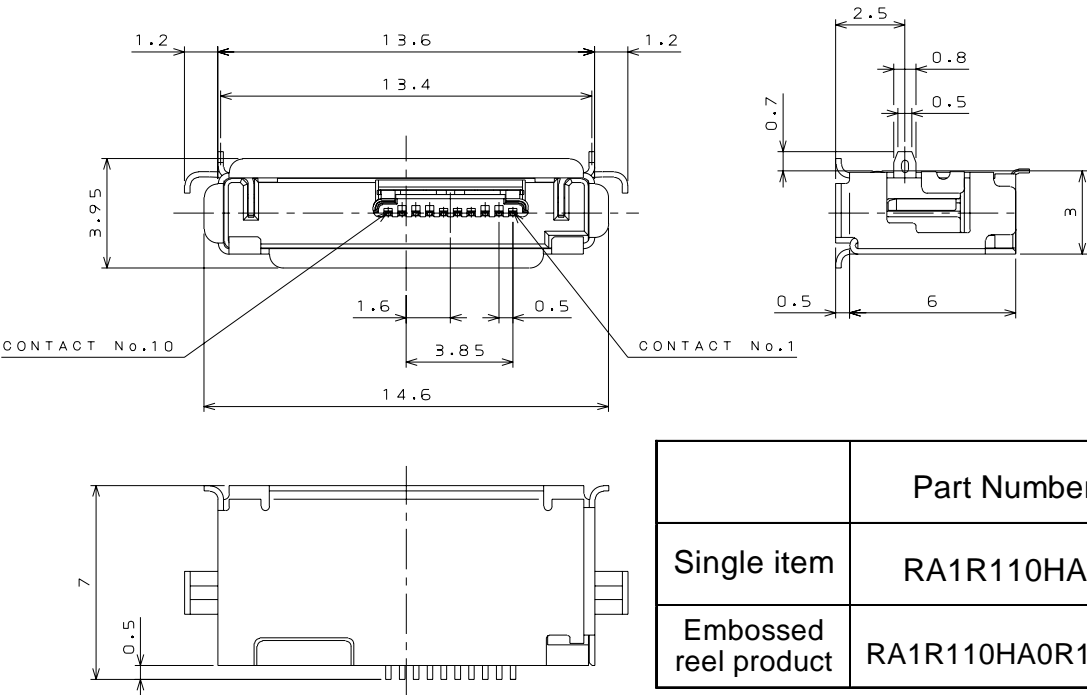
	Part Number	SJ Drawing
Single item	RA1R010H1A	SJ100588
Embossed reel product	RA1R010H1AR1000	SJ100613



(Unit: mm)

■ Part Number

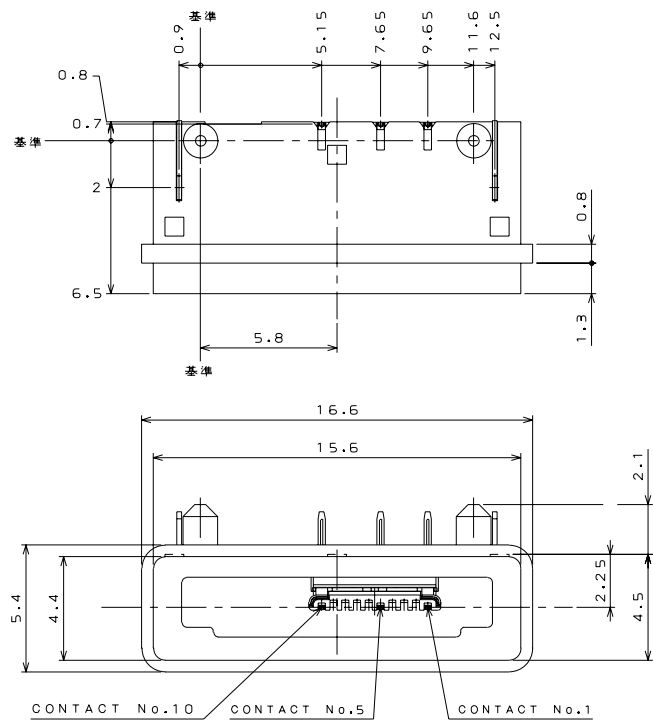
RA1R110HA0 (Receptacle for signal: without coaxial/ top-mount type)



	Part Number	SJ Drawing
Single item	RA1R110HA0	SJ104402
Embossed reel product	RA1R110HA0R1000	SJ104409

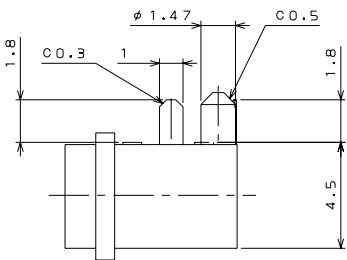
■ Part Number

RA1RN03N1A (Receptacle for charger: top-mount through hole type)



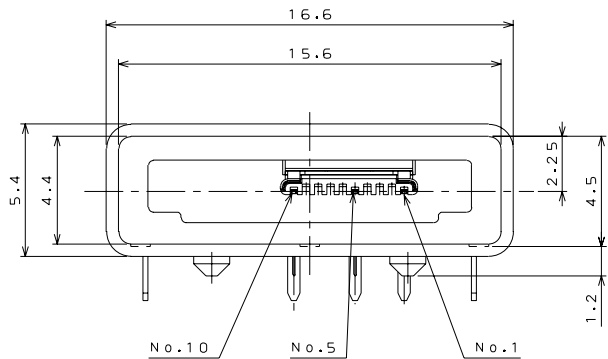
(Unit: mm)

Part Number	SJ Drawing
RA1RN03N1A	SJ100332



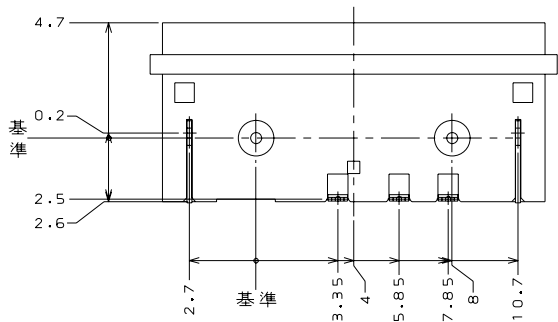
■ Part Number

RA1R303NA0 (Receptacle for charger: bottom mount through hole type)



(Unit: mm)

Part Number	SJ Drawing
RA1R303NA0	SJ102355

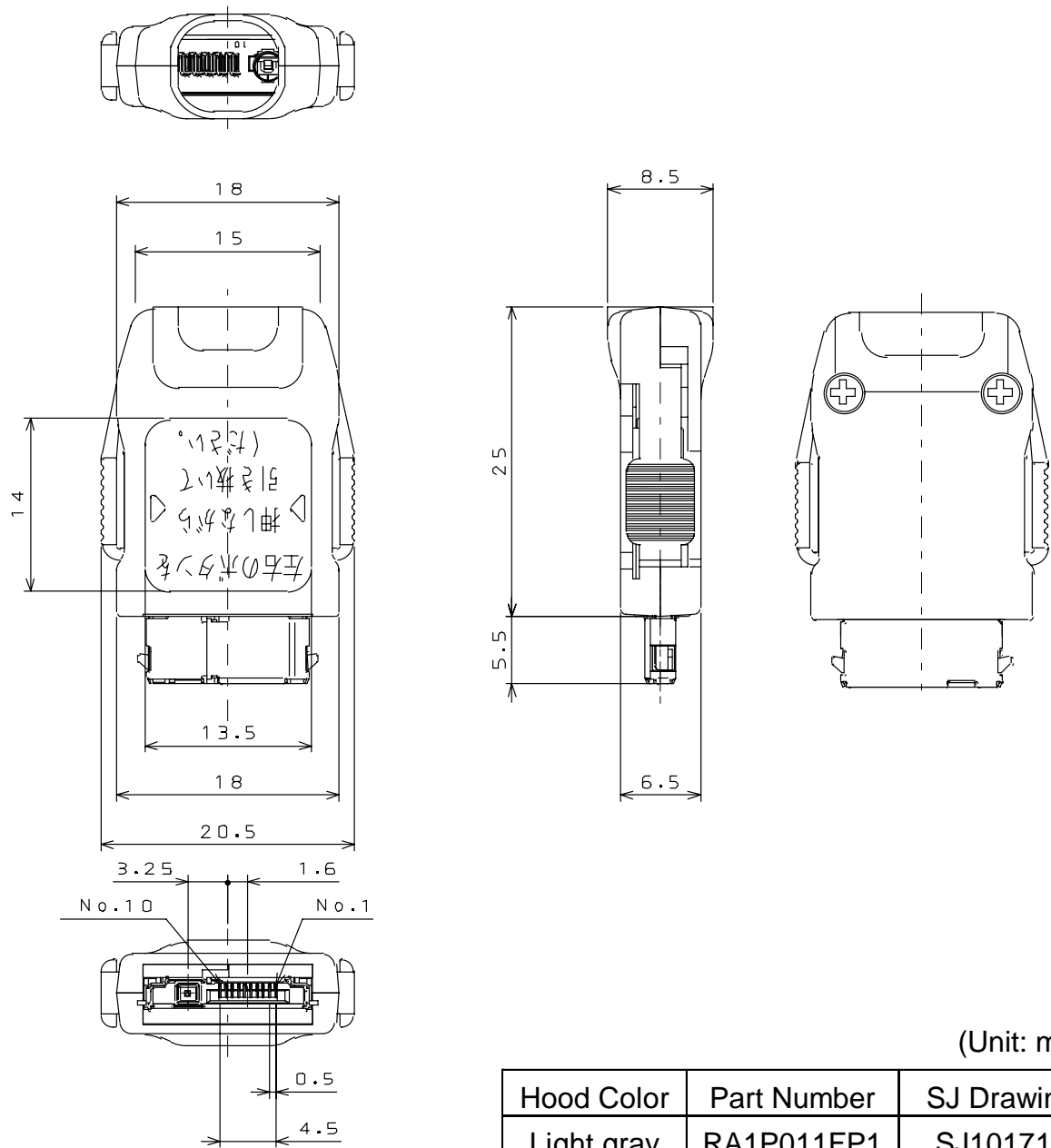


■ Part Number

RA1P011FP* (Standard plug/ solder connection type)

Applicable wire: AWG#28 max. Applicable cable diameter: 5.0 mm dia. max.

Coaxial cable: 1.5D equivalent



Hood Color	Part Number	SJ Drawing
Light gray	RA1P011FP1	SJ101712
Black	RA1P011FP2	SJ101713

Note: This product does not include bushing and clamp barrel.

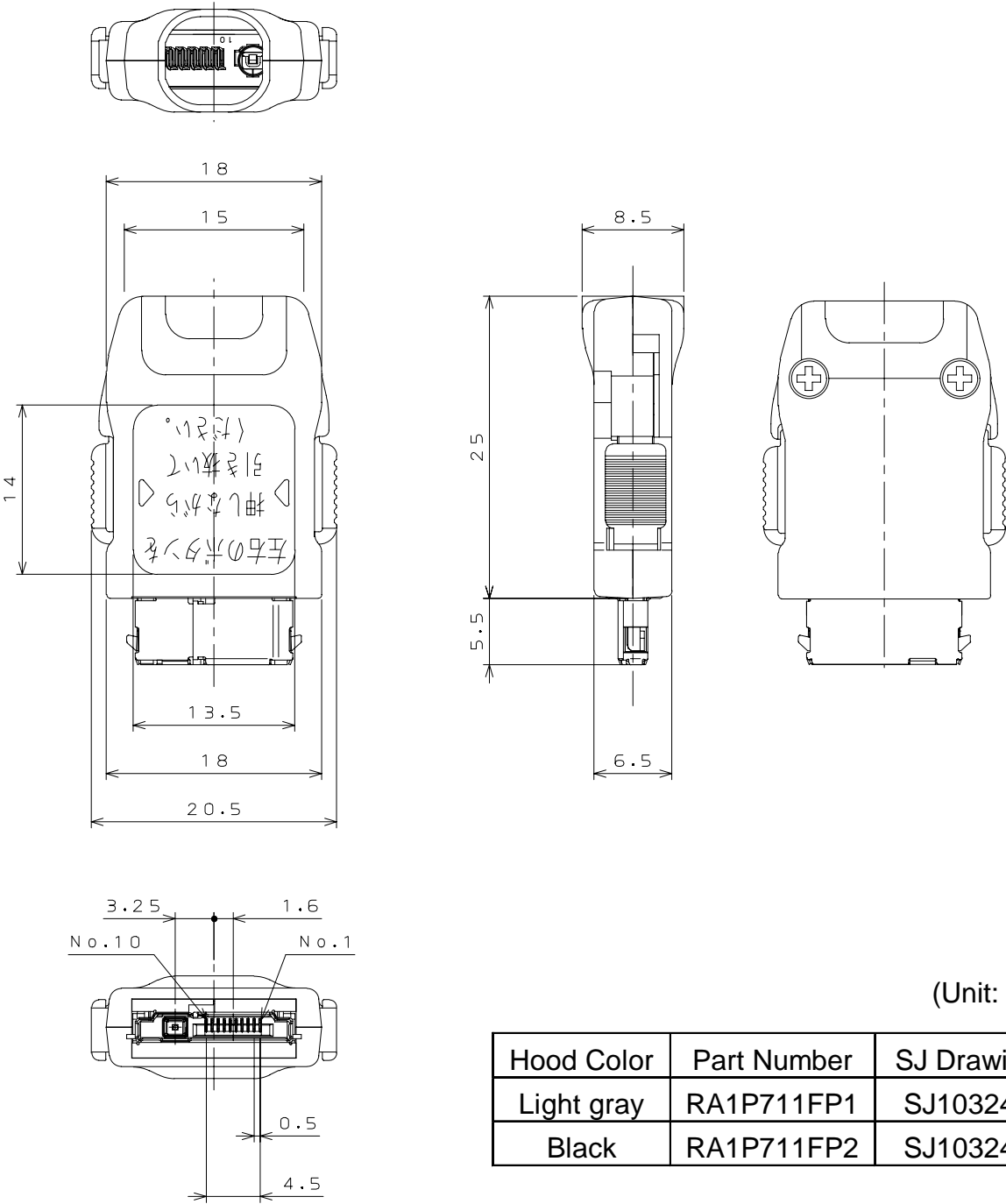
Please refer to Handling Instruction JAHL-3228 regarding connection, assembly process, bushing portion design and dimensions.

■ Part Number

RA1P711FP* (Standard plug: in separate with lock button/ soldering connection type)

Applicable wire: AWG#28 max. Applicable cable diameter: 5.0 mm dia. max.

Coaxial cable: 1.5D equivalent



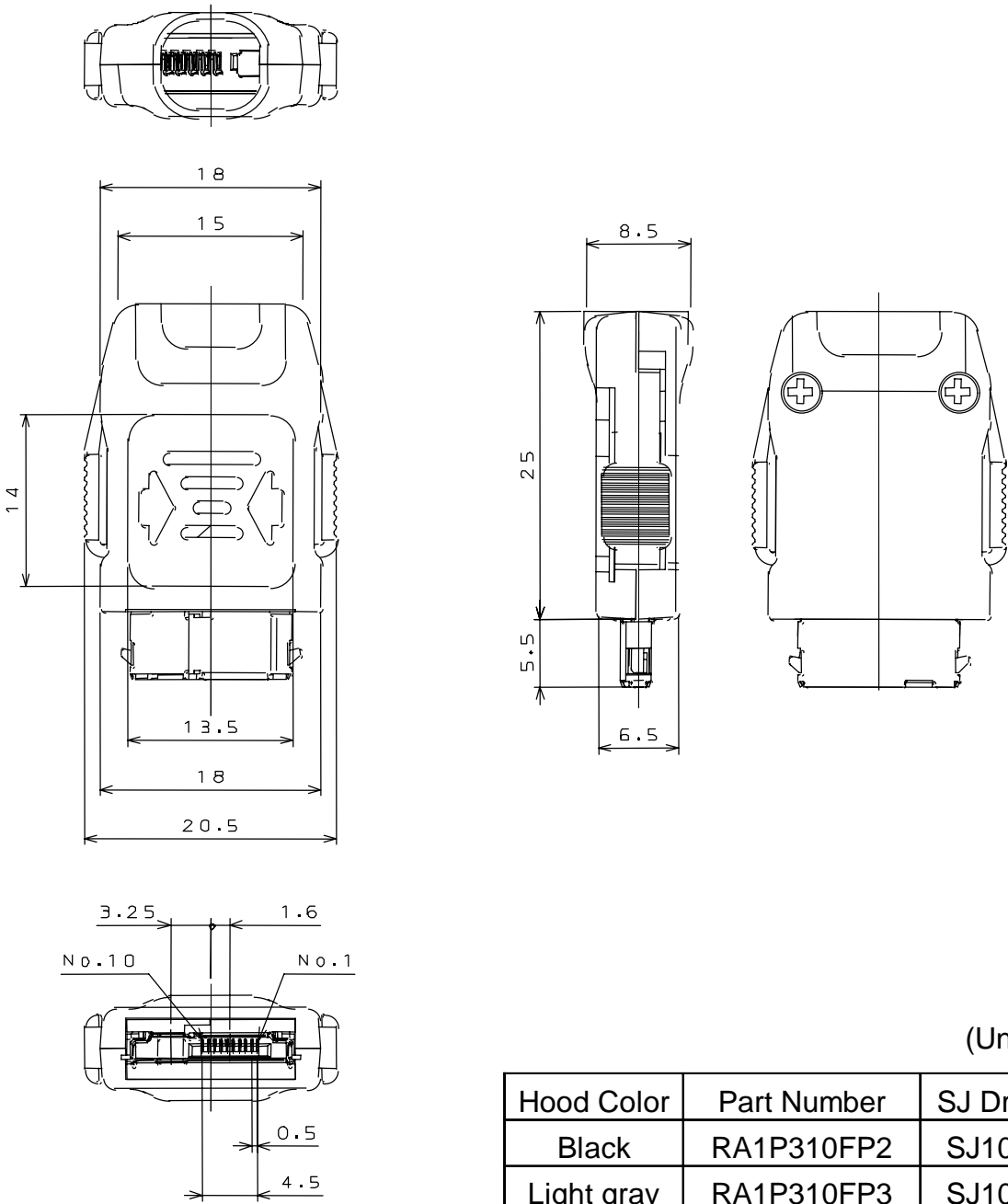
Note: This product does not include bushing and clamp barrel.

Please refer to Handling Instruction JAHL-3228 regarding connection, assembly process, bushing portion design and dimensions.

■ Part Number

RA1P310FP※ (Standard plug: arrow mark type/ soldering connection type)

Applicable wire: AWG#28 max. Applicable cable diameter: 5.0 mm dia. max.



Hood Color	Part Number	SJ Drawing
Black	RA1P310FP2	SJ100808
Light gray	RA1P310FP3	SJ101570

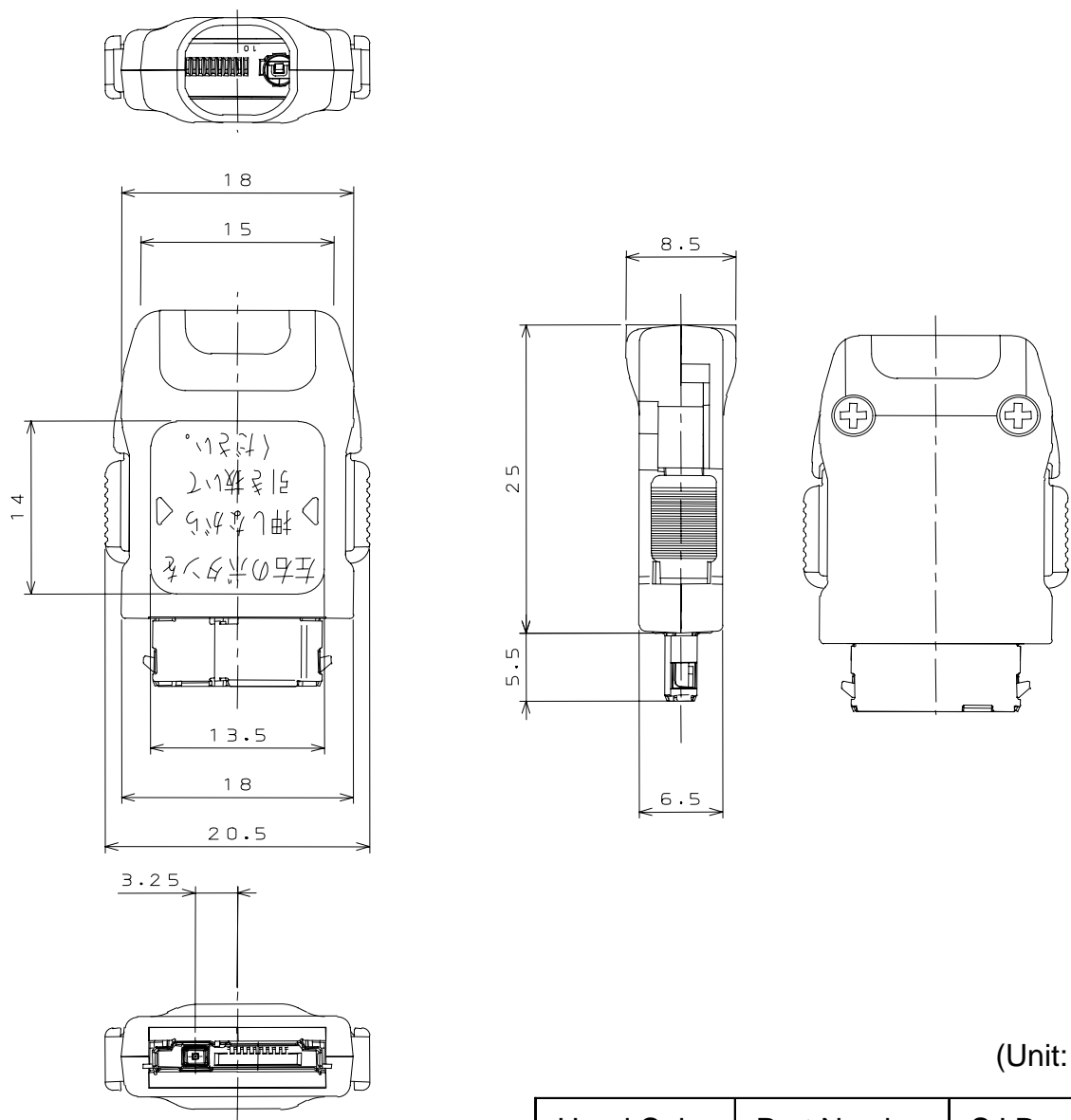
Note: This product does not include bushing and clamp barrel.

Please refer to Handling Instruction JAHL-3228 regarding connection, assembly process, bushing portion design and dimensions.

■Part Number

RA1P701FP* (Standard plug: in separate with lock button, single contact coaxial type)

Coaxial cable: 1.5D equivalent



(Unit: mm)

Hood Color	Part Number	SJ Drawing
Light gray	RA1P701FP3	SJ104524

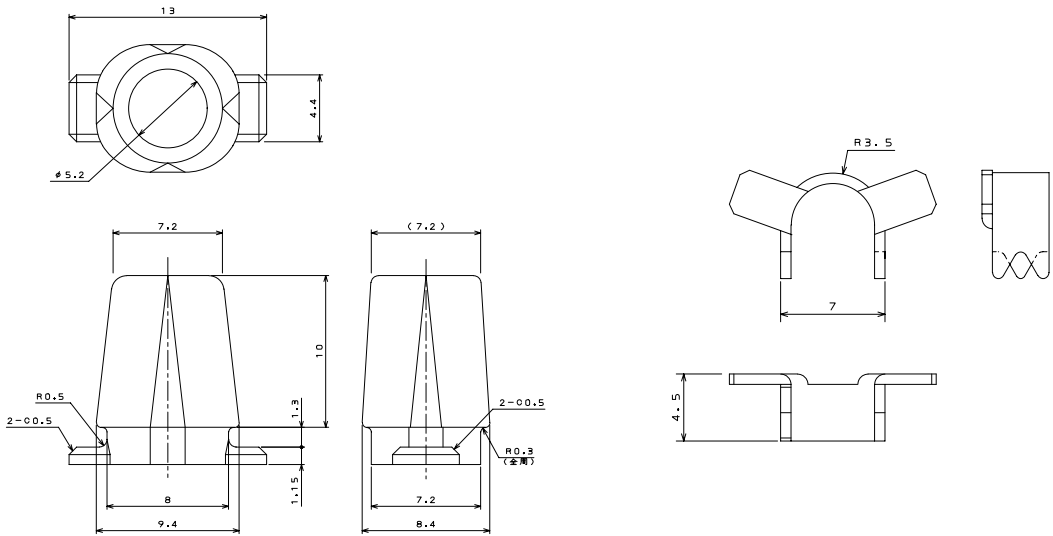
Note: This product does not include bushing and clamp barrel.

Please refer to Handling Instruction JAHL-3228 regarding connection, assembly process, bushing portion design and dimensions.

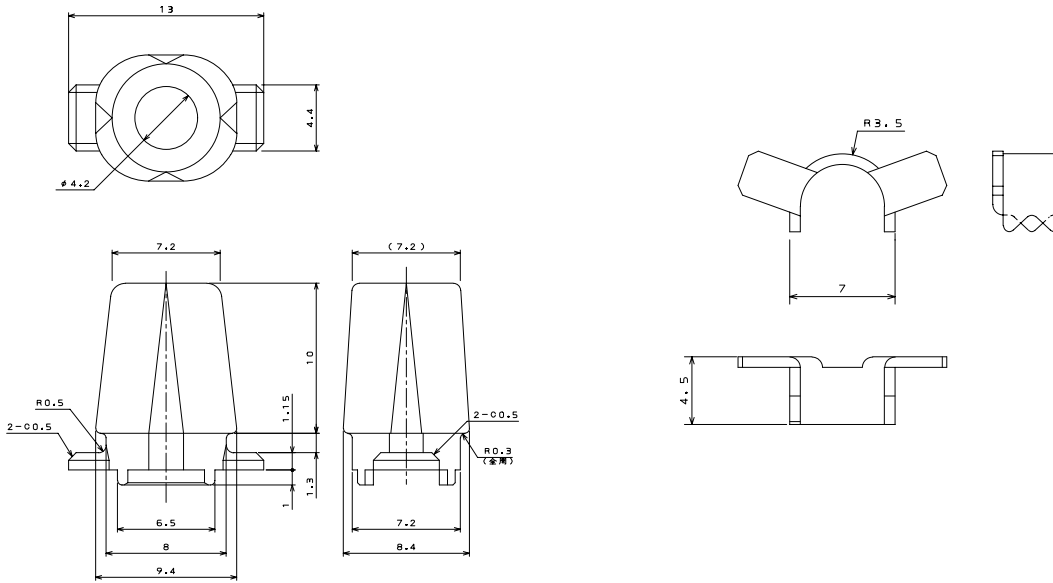
■Part Number

Bushing/ Clamp barrel (for Standard plug)

•for Cable diameter 5mm dia.



•for Cable diameter 4mm dia.



	Bushing			Applicable clamp barrel	Rivet hand tool for clamp barrel
	Color	Part Number	SJ Drawing		
for 5 dia.	Light gray	R012-50612	SJ035694	026-50837	CT150-6-RH07
	Dark gray	R012-50612-001	SJ035695		
for 4 dia.	Light gray	R012-50611	SJ035693	026-50843	CT150-6B-RH07
	Black	R012-50616	SJ036094		

Note: Please refer to below, regarding hand tools and handling instructions.

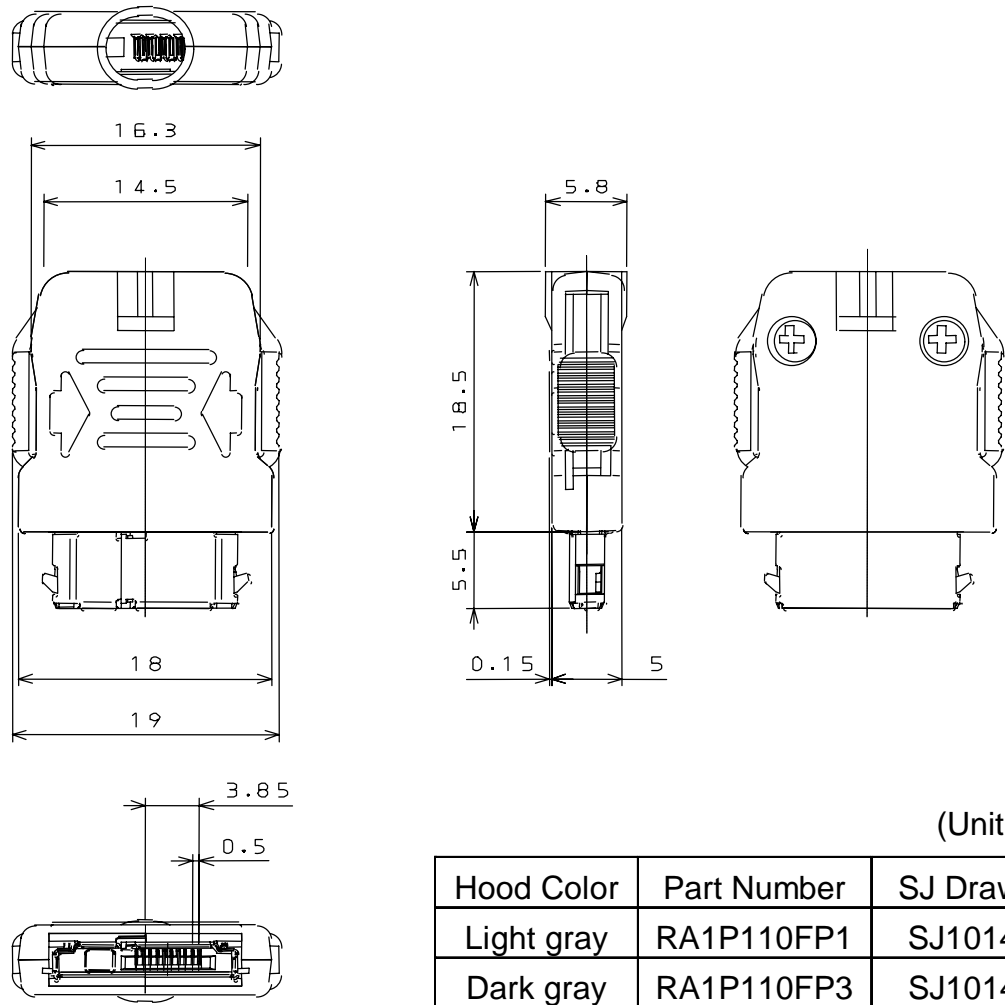
CT150-6-RH07 --- Handling Instructions: T700116

CT150-6B-RH07 --- Handling Instructions: T700160

■ Part Number

RA1P110FP* (Short plug for data communication/ soldering connection type)

Applicable wire: AWG#28 max. Applicable cable diameter: 3.6 mm dia. max.



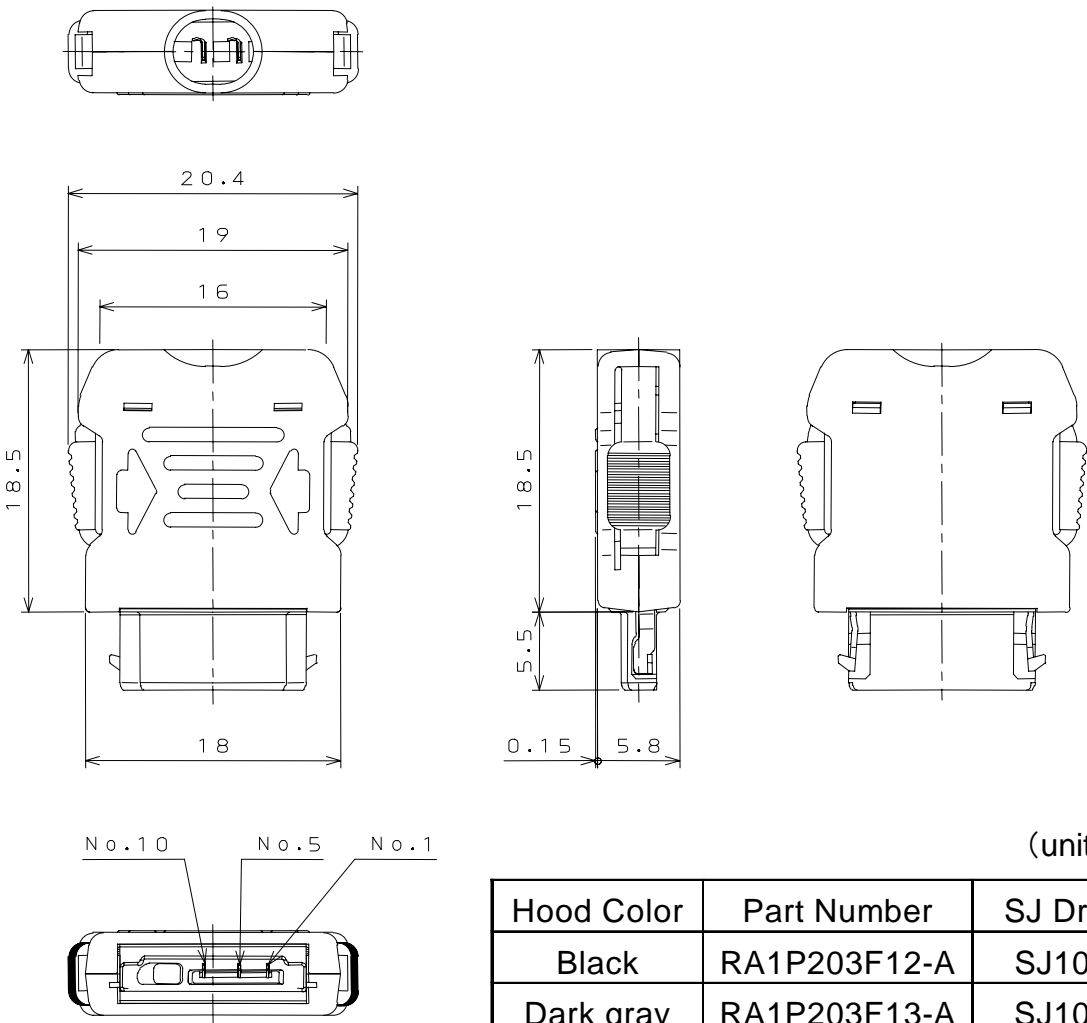
Note: Bushing for this product is cable mold-in type.

Please refer to Handling Instruction JAHL-3247 regarding connection, assembly process, bushing portion design and dimensions.

■Part Number

RA1P203F1*-A (3 contact plug for short type charger/ soldering connection type)

Applicable wire: AWG#28 max. Applicable cable diameter: 3.6 mm dia. max.



Note: Bushing for this product is cable mold-in type.

Please refer to Handling Instruction JAHL-3281 regarding connection, assembly process, bushing portion design and dimensions.

Japan Aviation Electronics Industry, Limited

Product Marketing Division
Aobadai Building, 3-1-19, Aobadai, Meguro-ku, Tokyo 153-8539
Phone: +81-3-3780-2787 FAX: +81-3-3780-2946

Notice: Products shown in this leaflet are made for the applications listed below. However, if the above-mentioned products are to be used in aerospace devices, marine cable-connection devices, atomic power control systems, medical equipment for life-support systems, or any other specific application requiring extremely high reliability, please contact JAE for further information.
Recommended applications: computers, office machines, measuring devices, telecommunication devices (terminals, mobile devices), AV devices, household applications, FA devices, etc.