



APPLICABLE P.C.B DIMENSION (REF.)
適合基板寸法 (参考)

(EX) 5 5 14 1 EQUIPMENT No. (NUMBER OR ALPHABET)
DAY (TWO-DIGITS NUMBER)
MONTH (JAN. TO SEP.: 1 TO 9, OCT.: 0, NOV.: X, DEC.: Y)
YEAR (END OF ONE DIGIT AT CHRISTIAN ERA)

Pin No.	A1	A2	A3	A4	A5	A6	A7	A8	A9	A10	A11	A12
	GND	TX1+	TX1-	V _{BUS}	CC1	D+	D-	SBU1	V _{BUS}	RX2-	RX2+	GND
	GND	RX1+	RX1-	V _{BUS}	SBU2	D-	D+	CC2	V _{BUS}	TX2-	TX2+	GND
Pin No.	B12	B11	B10	B9	B8	B7	B6	B5	B4	B3	B2	B1

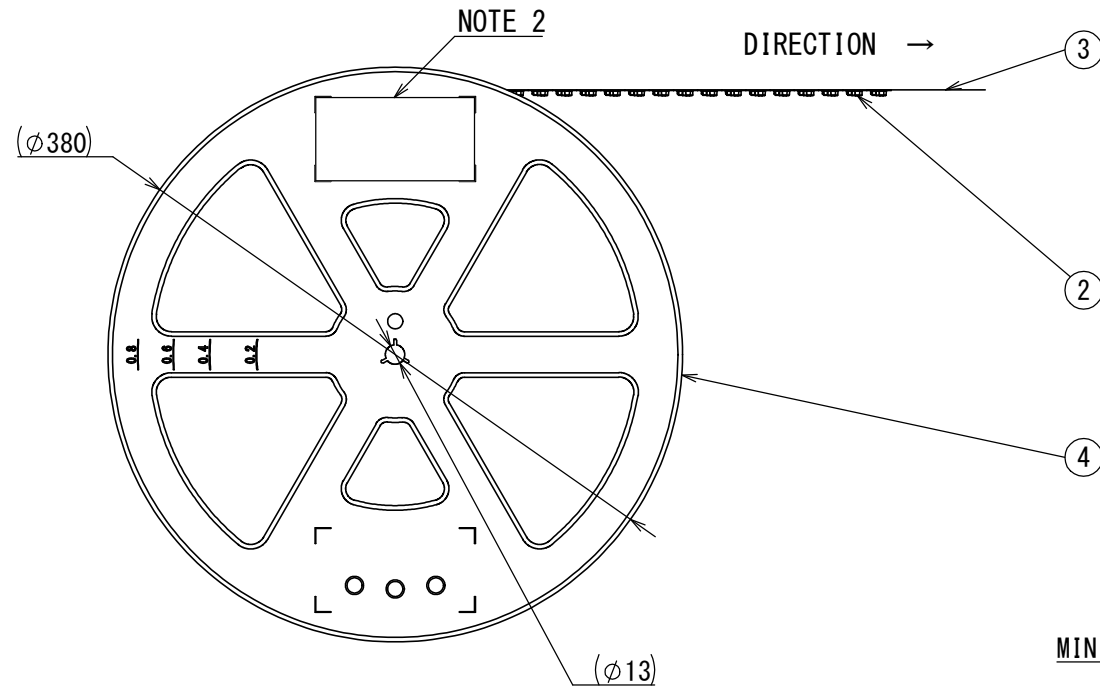
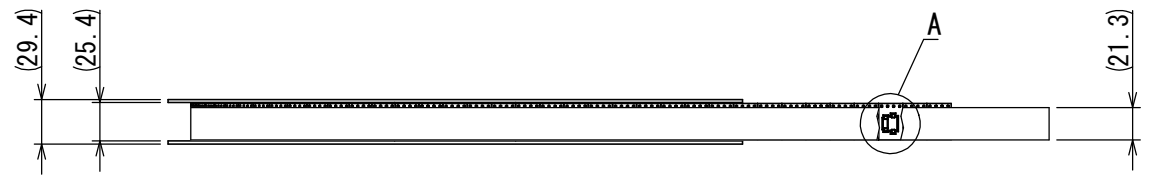
TABLE 1. CONTACT PLATING		
	FINISH	PLATING THICKNESS
CONTACT AREA	GOLD FLASH OVER PALLADIUM-NICKEL OVER NICKEL	NICKEL: $2\mu\text{m}$ MIN. PALLADIUM-NICKEL: $0.75\mu\text{m}$ MIN. GOLD FLASH: $0.05\mu\text{m}$ MIN.
SOLDER TALES	GOLD FLASH OVER NICKEL	NICKEL: $2\mu\text{m}$ MIN. GOLD FLASH: $0.03\mu\text{m}$ MIN.

6	INSULATOR 2	1	HEAT RESISTING PLASTIC	COLOR:BLACK	
6	SHELL	1	STAINLESS STEEL	NICKEL PLATING	
5	GND PLATE	2	STAINLESS STEEL	NICKEL PLATING	
4	MID PLATE	1	STAINLESS STEEL	NICKEL PLATING	
3	INSULATOR 1	1	HEAT RESISTING PLASTIC	COLOR:BLACK	
2	CONTACT B	12	COPPER ALLOY	TABLE 1	
1	CONTACT A	12	COPPER ALLOY	TABLE 1	
符号	名称 DESCRIPTION	個数	材料	仕上 FINISH	備考 REMARKS

NO.		DESCRIPTION		MATERIAL		FINISH		REMARKS		SIZE	A2
仕様書 (SPECIFICATION)		第1版 (ORIGINAL DATE) 25/MAR/2016		尺度 (SCALE) 5:1		シリーズ (SERIES) DX07		日本航空電子工業株式会社			
JACS-30353 JAHL-30353-1		製図 DR.		名称 (TITLE) DX07BG24JJ1		 JAPAN AVIATION ELECTRONICS INDUSTRY, LTD.		図面番号 (DRAWING NO.) SJ117126		版数 (VER.) 1	
一般公差 (GENERAL TOLERANCE)		担当 CHK.	Y. SATOU								
寸法 (DIMENSION)	角度 (ANGLES)	査閲 APPD.	Y. SAITOU								
± 0.8 × ± 0.4 × × ± 0.1 × × × ±	×° ± ×°×' ±	承認 APPD.	T. MASUMOTO								
		単位 (UNIT) : mm		質量 (MASS)							

SJ117127
(ON DRAWING NO.)

版数 VER.	年月日 DATE	CN NO.	変更内容 DESCRIPTION	製図 DR.	担当 CHK.	査閲 APPD.	承認 APPD.
------------	-------------	--------	---------------------	-----------	------------	-------------	-------------



NOTE 1. SUFFIX "R1500" OF PART NUMMBER "DX07BG24JJ1R1500" INDICATES 1500PCS IN A REEL.
NOTE 2. THE LABEL IN WHICH DESCRIPTION, QTY, LOT NO, EMOSS CODE AS INDICATED.
NOTE 3. REFER TO THE DRAWING "SJ117126(DX07BG24JJ1)"FOR THE CONNECTOR DIMENSIONS.
NOTE 4. REEL FORM MAY DIFFER FROM THE DRAWING.

現品ラベル/ARTICLE LABEL

品名 (DESCRIPTION) DX07BG24JJ1R1500

図番 (PART No.) SJ117127

数量 (Q'ty) 1,500

ITEM NO

Lot No.

E Code. TB2416

Count: 001 JAE001

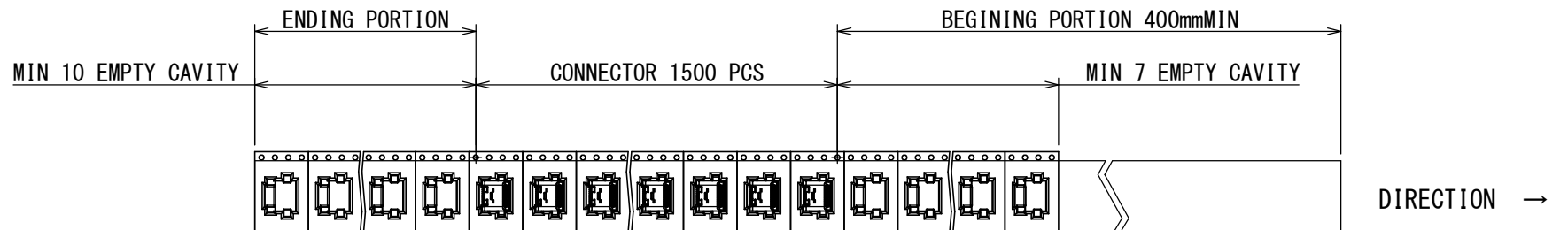
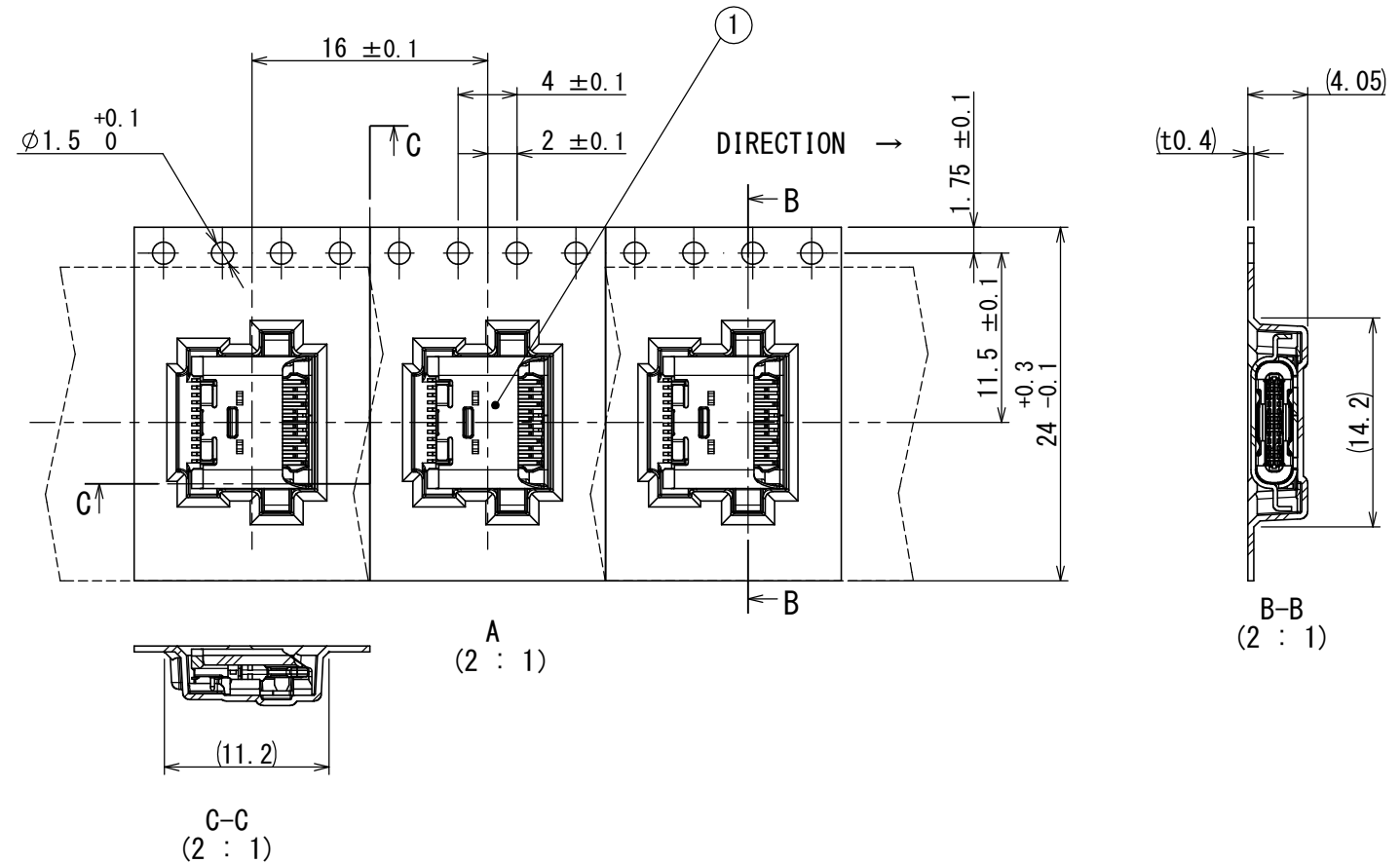
2016/03/16

MADE IN JAPAN


QCF-G-0628 (07.12) / JAPS-9006-2

Japan Aviation Electronics Industry, Ltd.

24: TAPE WIDTH 16: FEED PITCH



4	REEL	—	PS	—	—
3	COVER TAPE	—	PET	—	—
2	CARRIER TAPE	—	PS	—	—
1	CONNECTOR	1500	—	—	DX07BG24JJ1 (SJ117126)
符号 No.	名 称 DESCRIPTION	個数 QTY.	材 料 MATERIAL	仕 上 FINISH	備 考 REMARKS

仕様書 (SPECIFICATION) JACS-30353		第1版 (ORIGINAL DATE) 25/MAR/2016		尺度 (SCALE) 1:5	シリーズ (SERIES) DX07	日本航空電子工業株式会社  JAPAN AVIATION ELECTRONICS INDUSTRY, LTD.	図面番号 (DRAWING NO.) SJ117127	版数 (VER.) 1
一般公差 (GENERAL TOLERANCE) 寸法 (DIMENSION)		製図 DR.	担当 CHK. Y. SATOU 査閲 APPD. Y. SAITOU 承認 APPD. T. MASUMOTO	名称 (TITLE) DX07BG24JJ1R1500				
角度 (ANGLES) ±0.8 × ±0.4 ×× ±0.1 ××× ±		単位 (UNIT) : mm		質量 (MASS) 