






(EX) 5 5 14 1
 YEAR (END OF ONE DIGIT AT CHRISTIAN ERA)
 MONTH (JAN. TO SEP. :1 TO 9, OCT. :0, NOV. :X, DEC. :Y)
 DAY (TWO-DIGITS NUMBER)
 EQUIPMENT No. (NUMBER OR ALPHABET)

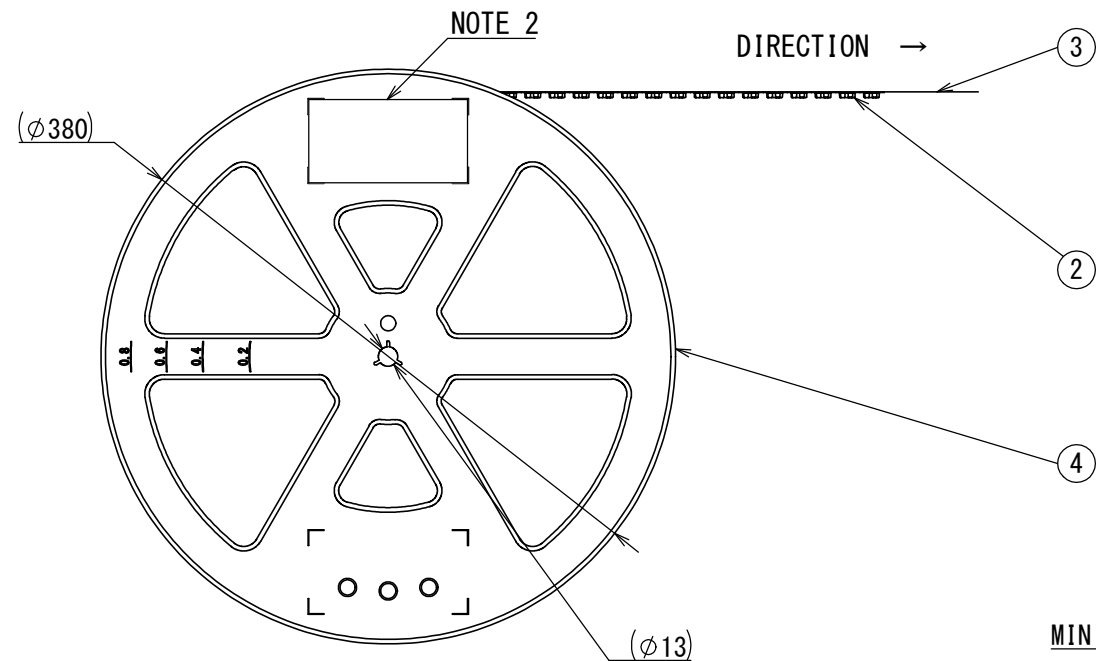
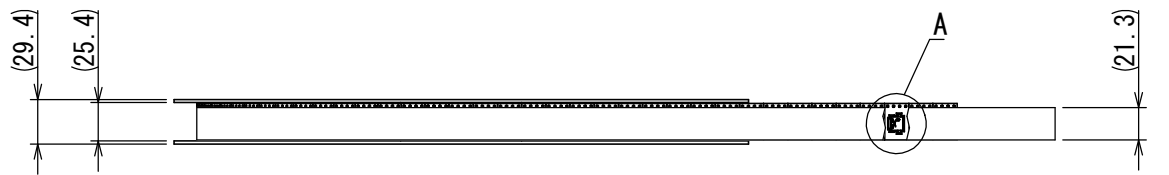
Pin No.	A1	A2	A3	A4	A5	A6	A7	A8	A9	A10	A11	A12
	GND	TX1+	TX1-	V _{BUS}	CC1	D+	D-	SBU1	V _{BUS}	RX2-	RX2+	GND
	GND	RX1+	RX1-	V _{BUS}	SBU2	D-	D+	CC2	V _{BUS}	TX2-	TX2+	GND
Pin No.	B12	B11	B10	B9	B8	B7	B6	B5	B4	B3	B2	B1

	FINISH	PLATING THICKNESS
CONTACT AREA	GOLD FLASH OVER PALLADIUM-NICKEL OVER NICKEL	NICKEL: $2 \mu\text{m}$ MIN. PALLADIUM-NICKEL: $0.75 \mu\text{m}$ MIN. GOLD FLASH: $0.05 \mu\text{m}$ MIN.
SOLDER TALES	GOLD FLASH OVER NICKEL	NICKEL: $2 \mu\text{m}$ MIN. GOLD FLASH: $0.03 \mu\text{m}$ MIN.

8	INSULATOR 2	1	HEAT RESISTING PLASTIC	COLOR:BLACK	
7	REAR SHIELD	1	STAINLESS STEEL	NICKEL PLATING	
6	SHELL	1	STAINLESS STEEL	NICKEL PLATING	
5	GND PLATE	2	STAINLESS STEEL	NICKEL PLATING	
4	MID PLATE	1	STAINLESS STEEL	NICKEL PLATING	
3	INSULATOR 1	1	HEAT RESISTING PLASTIC	COLOR:BLACK	
2	CONTACT B	12	COPPER ALLOY	TABLE 1 	
1	CONTACT A	12	COPPER ALLOY	TABLE 1 	
符号	名称 DESCRIPTION	数量 QTY	材料 MATERIAL	备注 REMARKS	

NO.		DESCRIPTION	UNIT	MATERIAL	FINISH	REMARKS	SIZE	A2
仕様書 (SPECIFICATION)		第1版 (ORIGINAL DATE)		尺度 (SCALE)	シリーズ (SERIES)	日本航空電子工業株式会社		
JACS-30353		14/MAY/2015		5:1	DX07		 JAPAN AVIATION ELECTRONICS INDUSTRY, LTD.	
JAHL-30353-1 		製図 DR.		名称 (TITLE)	DX07B024JJ1			
一般公差 (GENERAL TOLERANCE)		担当 CHK.	K. UEDA					
寸法 (DIMENSION)	角度 (ANGLES)	査閲 APPD.	—			 SJ115850	図面番号 (DRAWING NO.)	版数 (VER.)
±0.8	×° ±	承認 APPD.	Y. SAITOU		質量 (MASS)			
× ±0.4	×°×° ±							
×× ±0.1		単位 (UNIT) : mm						
××× ±								

1985115S
(ON DRAWING NO.)



NOTE1. SUFFIX "R1500" OF PART NUMBER "DX07B024JJ1R1500" INDICATES 1500PCS IN A REEL.
2. THE LABEL IN WHICH DESCRIPTION, QTY, LOT NO, EMBOSS CODE AS INDICATED.
3. REFER TO THE DRAWING "SJ115850(DX07B024JJ1)" FOR THE CONNECTOR DIMENSIONS.
4. REEL FORM MAY DIFFER FROM THE DRAWING.

現品ラベル/ARTICLE LABEL

品名 (DESCRIPTION) DX07B024JJ1R1500

図番 (PART No.) SJ115851

数量 (Q'ty) 1,500

ITEM NO

Lot No.

E. Code. TB2416

2015/05/14

MADE IN JAPAN

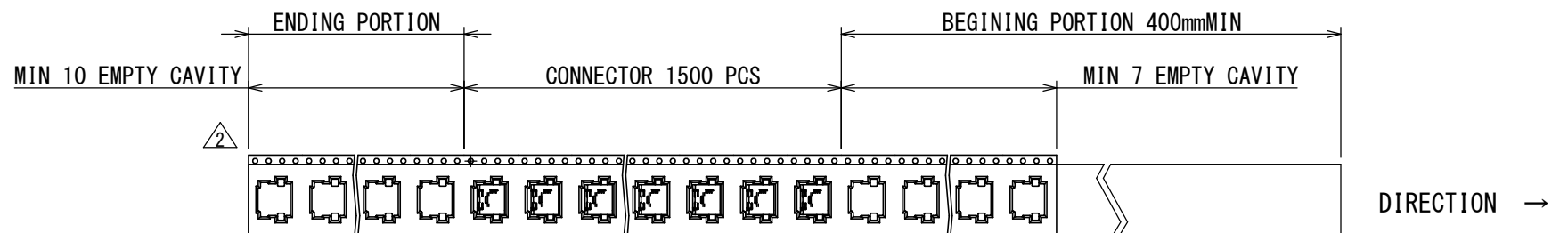
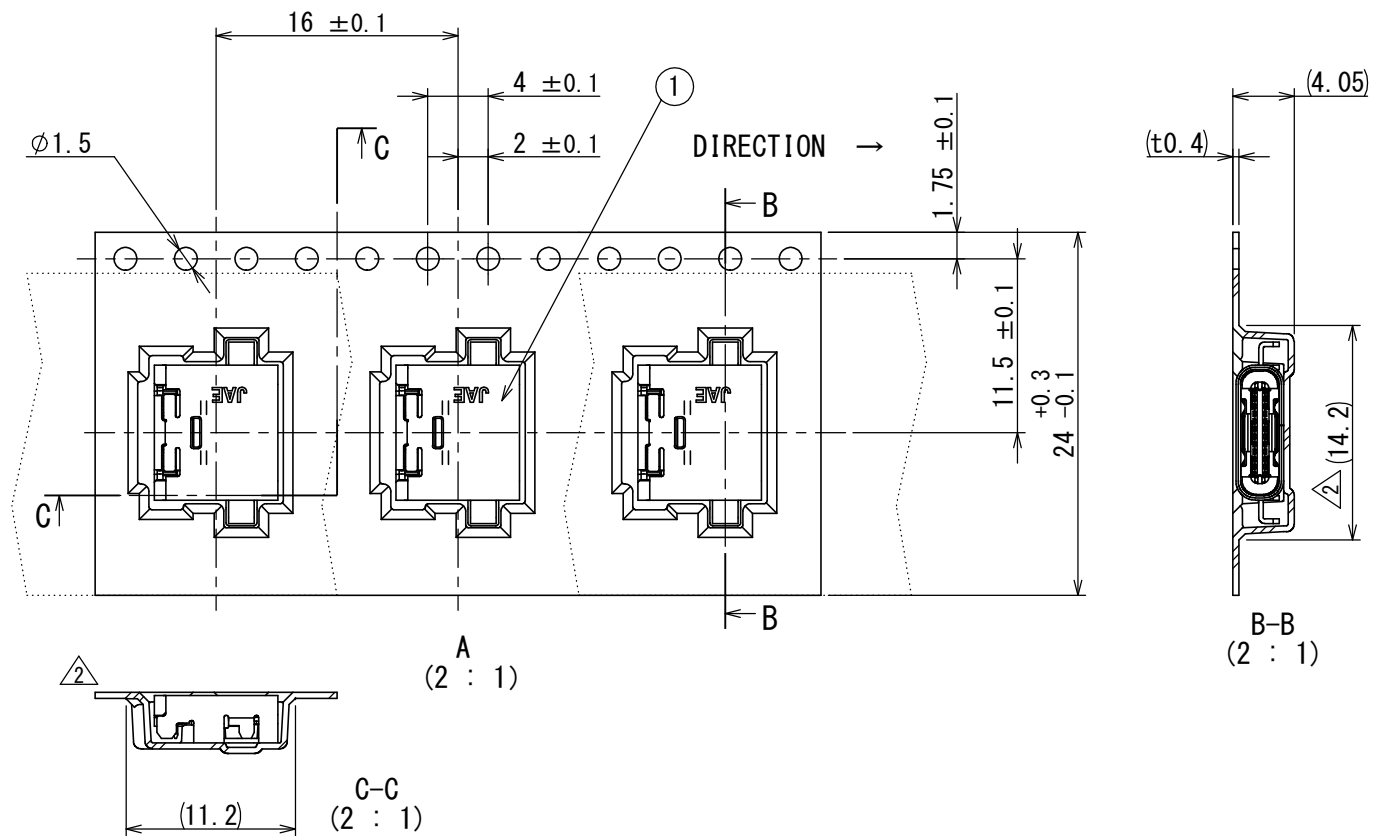
QCF-C-0628 (07.12) / JAPS-9006-2

Japan Aviation Electronics Industry, Ltd.


24: TAPE WIDTH

16: FEED PITCH

版数 VER.	年月日 DATE	CN NO.	変更内容 DESCRIPTION	製図 DR.	担当 CHK.	査閲 APPD.	承認 APPD.
2	18/AUG/2016	017167	CHANGE OF CARRIER TAPE CONFIGURATION.		K. SAITOU	K. UEDA	Y. SAITOU



4	REEL	1	PS	—	—
3	COVER TAPE	1	PET	—	—
2	CARRIER TAPE	1	PS	—	—
1	CONNECTOR	1500	—	—	SJ115850 (DX07B024JJ1)
符号 NO.	名称 DESCRIPTION	個数 QTY.	材料 MATERIAL	仕上 FINISH	備考 REMARKS

仕様書 (SPECIFICATION) JACS-30353		第1版 (ORIGINAL DATE) 14/MAY/2015		尺度 (SCALE) 1:5	シリーズ (SERIES) DX07	日本航空電子工業株式会社  JAPAN AVIATION ELECTRONICS INDUSTRY, LTD.	図面番号 (DRAWING NO.) SJ115851	版数 (VER.) 2
一般公差 (GENERAL TOLERANCE) 寸法 (DIMENSION)		製図 DR.	担当 CHK. K. UEDA 査閲 APPD. — 承認 APPD. Y. SAITOU	名称 (TITLE) DX07B024JJ1R1500				
±0.8 × ±0.4 ×× ±0.1 ××× ±		角度 (ANGLES) ×° ± ×°×' ± 単位 (UNIT) : mm						