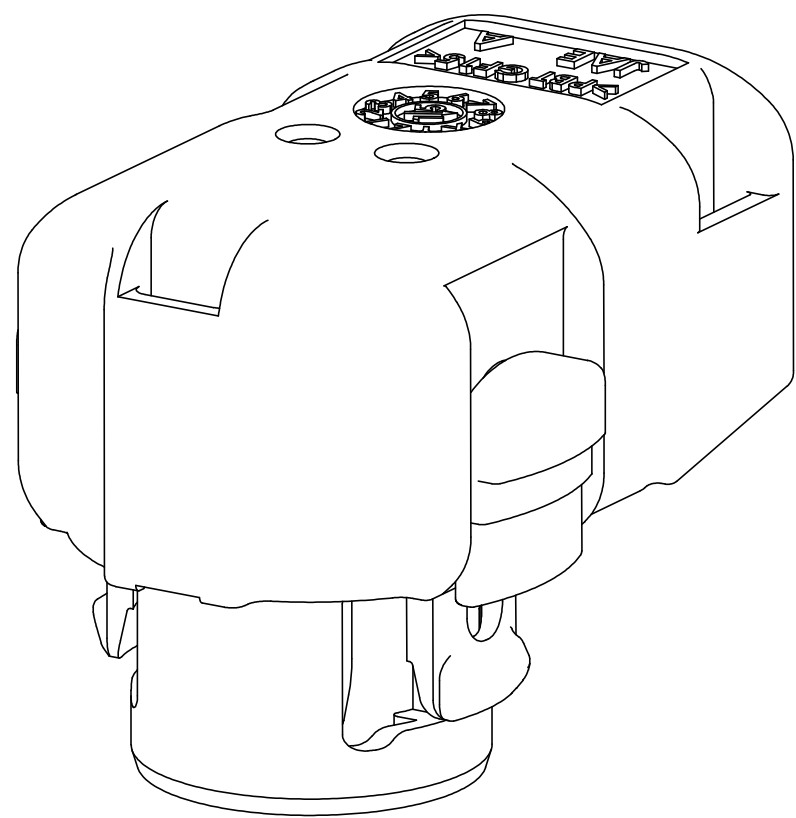
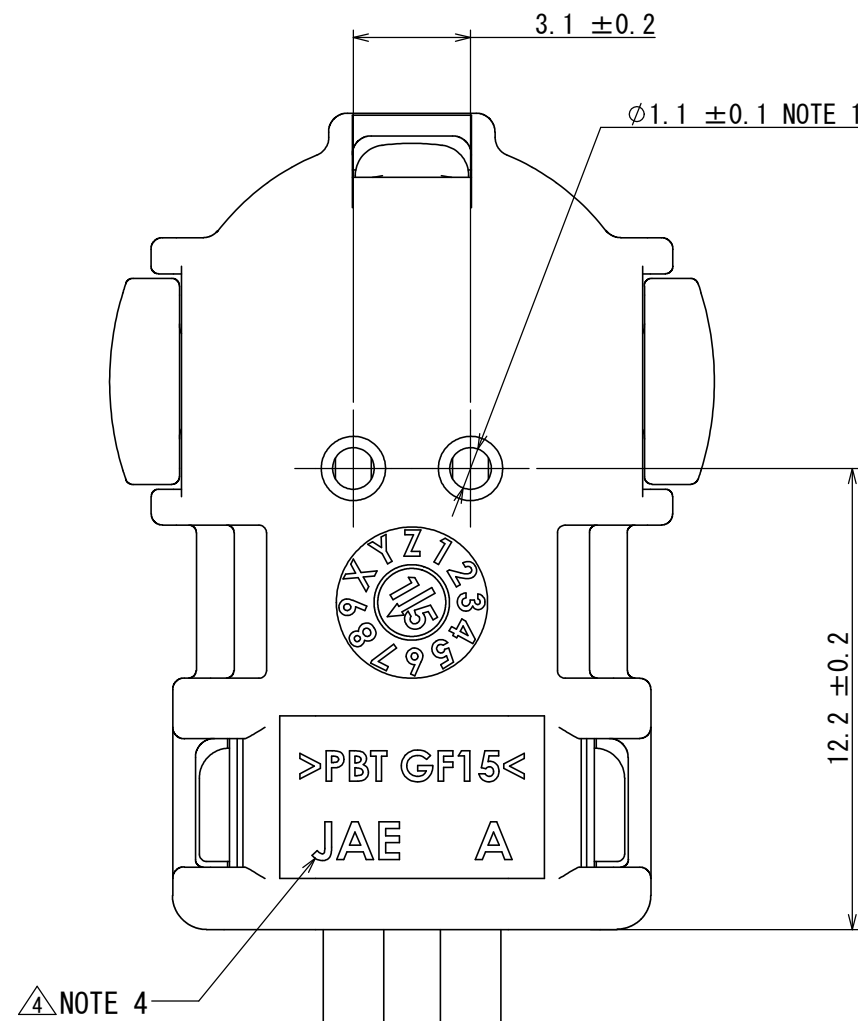
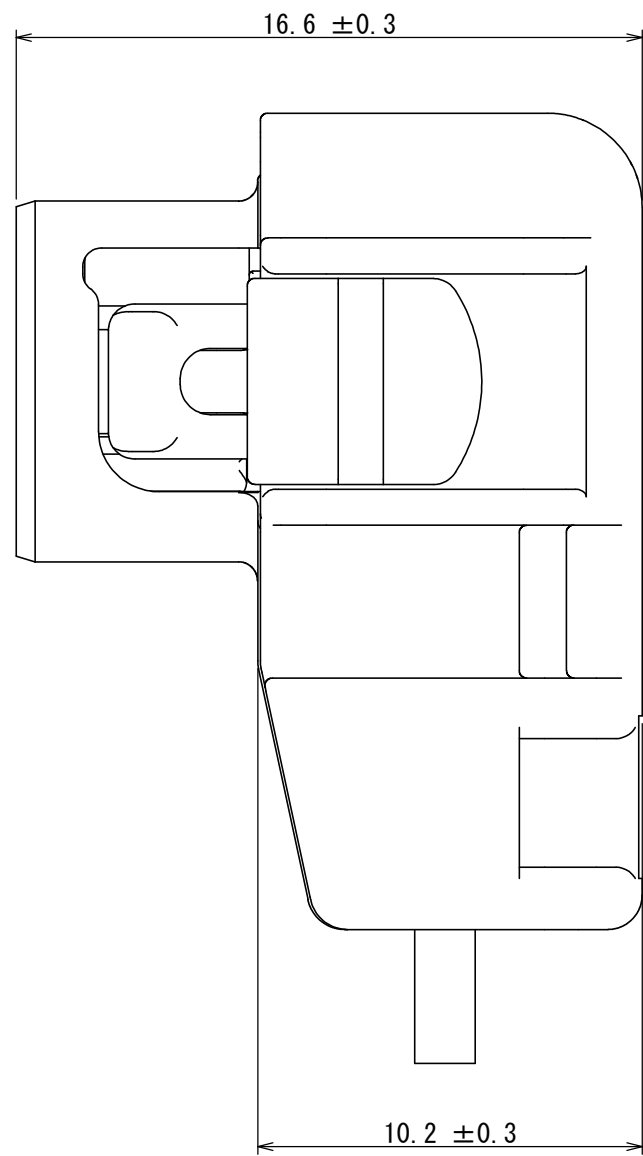
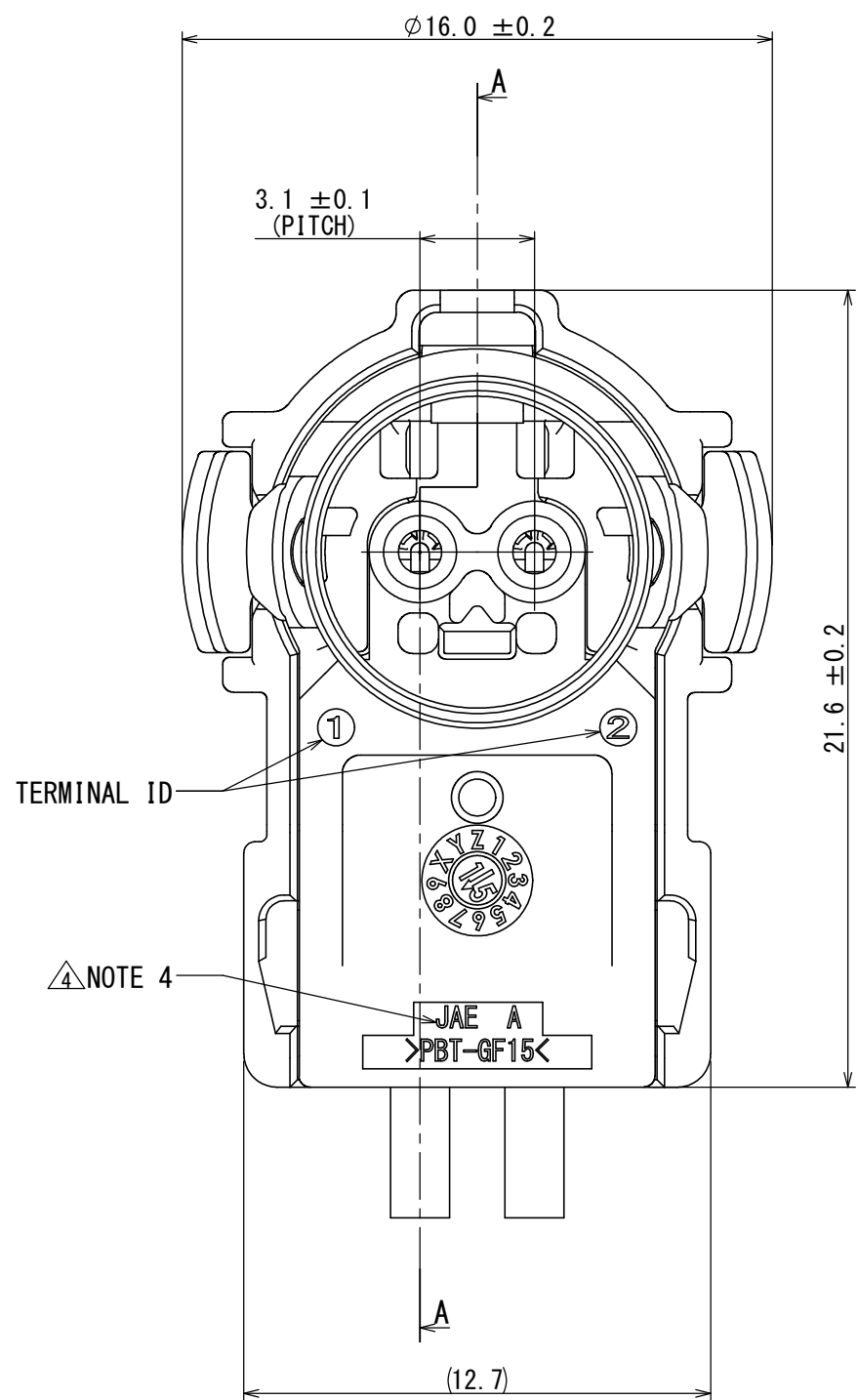


SECTION A-A



ISOMETRIC VIEW

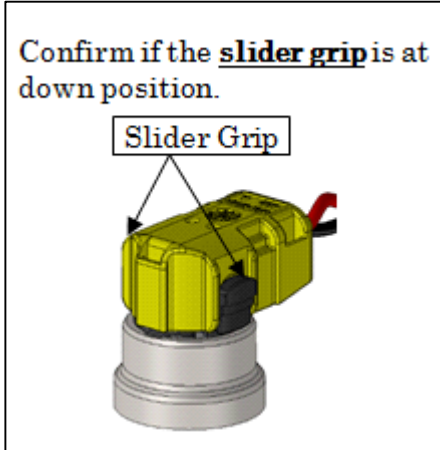


版数 VER.	年月日 DATE	図面 DR.	内容 DESCRIPTION	製図 DR.	担当 CHK.	承認 APPD.	承認 APPR.
2	17/NOV/2017	026168	UPDATE	—	H. SHIMAZAKI	—	K. OKUDA
3	07/SEP/2018	026439	REFLECT LATEST UPDATES, CORRECTION ON TABLE	—	H. SHIMAZAKI Y. ISHIGUCHI	Y. HAMAKA	K. OKUDA S. MAJIMA
4	20/MAR/2019	026691	SPECIFY APPLICABLE WIRE, MANUFACTURER LOGO, ADD NOTE TO REFER TO JAH, ADD LOT NO. DETAIL, REMOVE NO LONGER NECESSARY VIEW	—	H. SHIMAZAKI Y. ISHIGUCHI	Y. HAMAKA	K. OKUDA S. MAJIMA
5	23/DEC/2019	032174	ADD NOTE (MATING CHECK METHOD)	—	H. SHIMAZAKI	Y. ISHIGUCHI	K. OKUDA S. MAJIMA


NOTES:
1. CONTINUITY CHECK PROBE HOLES (POGO PIN HOLES) (BACK VIEW)
2. APPLICABLE WIRE: FLY-B 0.35sq. 0.50sq
3. ASSEMBLY LOT NO. DETAIL (TOP VIEW)
Day : 01~31 Month : 01~12
JAE-OR (TJ) = "b" Year : 00~99 (Last digit)

b150319
-01
Line No. : 01~99

4. MANUFACTURER LOGO (FRONT VIEW, BACK VIEW)
5. REFER TO JAH-11243 FOR HANDLING INSTRUCTION [MATING CHECK METHOD]



6	TERMINAL	2	COPPER ALLOY	SELECTIVE GOLD PLATING	—
5	FERRITE	1	NiZn	—	—
4	SPRING	1	MUSIC WIRE	—	—
3	COVER	1	PBT-GF15	—	COLOR: YELLOW
2	SLIDER	1	POM	—	COLOR: BLACK
1	HOUSING	1	PBT-GF15	—	COLOR: YELLOW

仕様書 (SPECIFICATION) JACS-11243		第1版 (ORIGINAL DATE) 07/SEP/2016		尺度 (SCALE) 5:1		シリーズ (SERIES) MX72		日本航空電子工業株式会社	
一般公差 (GENERAL TOLERANCE) 寸法 (DIMENSION) ±0.8 × ±0.4 × × ±0.1 × × × ±		製図 (DRAWING) 担当 (CHK.) H. SHIMAZAKI Y. ISHIGUCHI 承認 (APPD.) Y. HAMAKA K. OKUDA S. MAJIMA		名称 (TITLE) MX72A002SR3 AK2 SQUIB CONNECTOR ANGLE TYPE CODING III		 JAPAN AVIATION ELECTRONICS INDUSTRY, LTD.		図面番号 (DRAWING NO.) SJ117046	
単位 (UNIT): mm				質量 (MASS)		