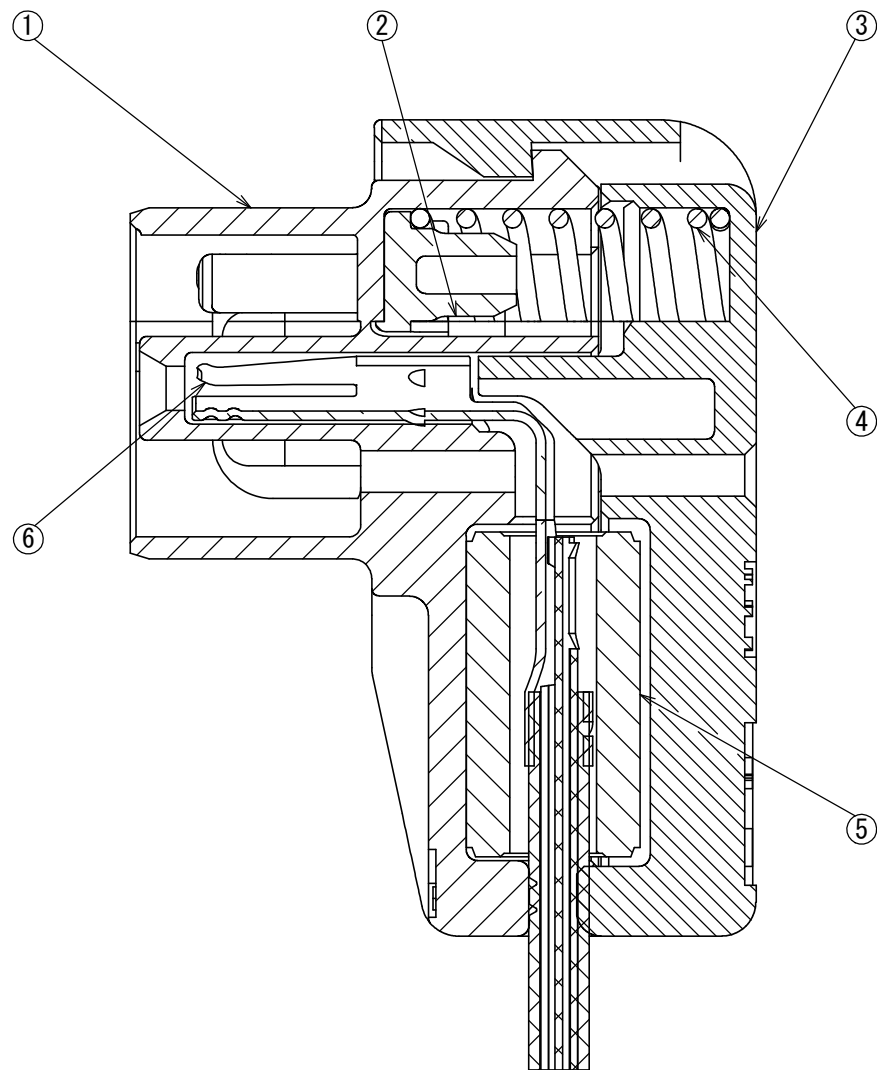
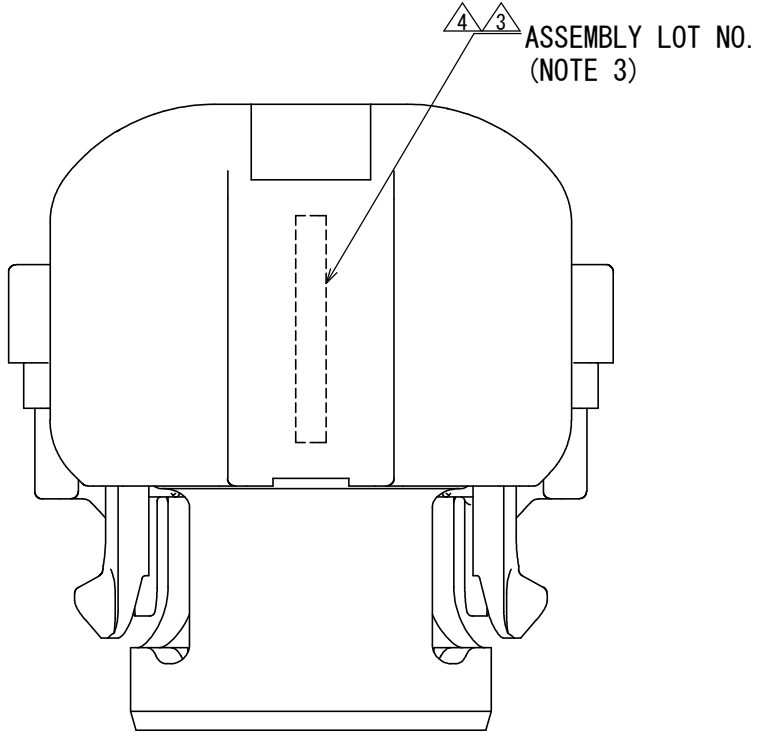
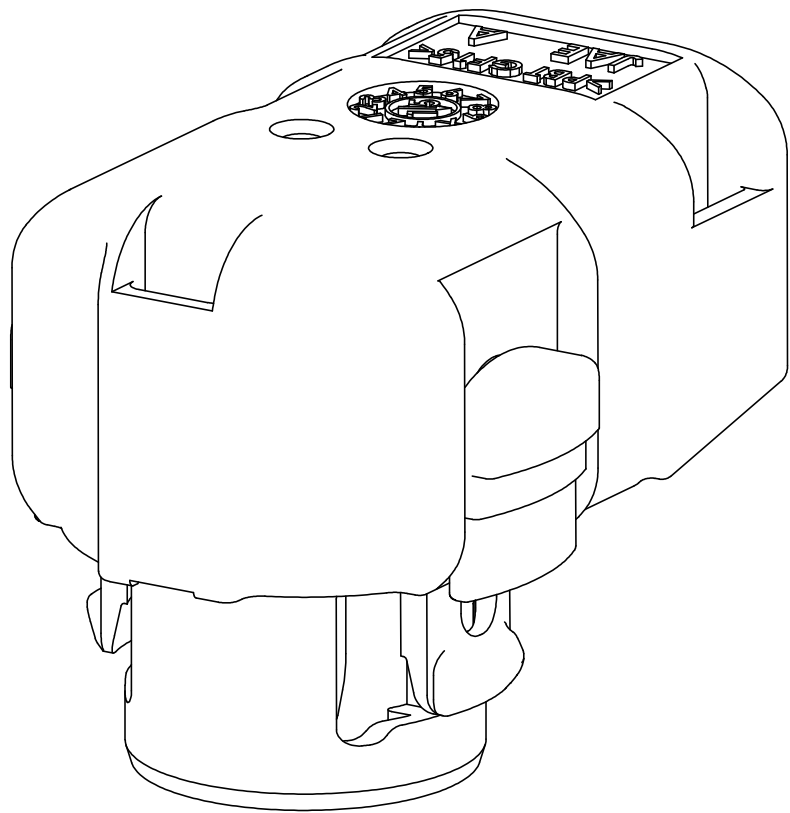


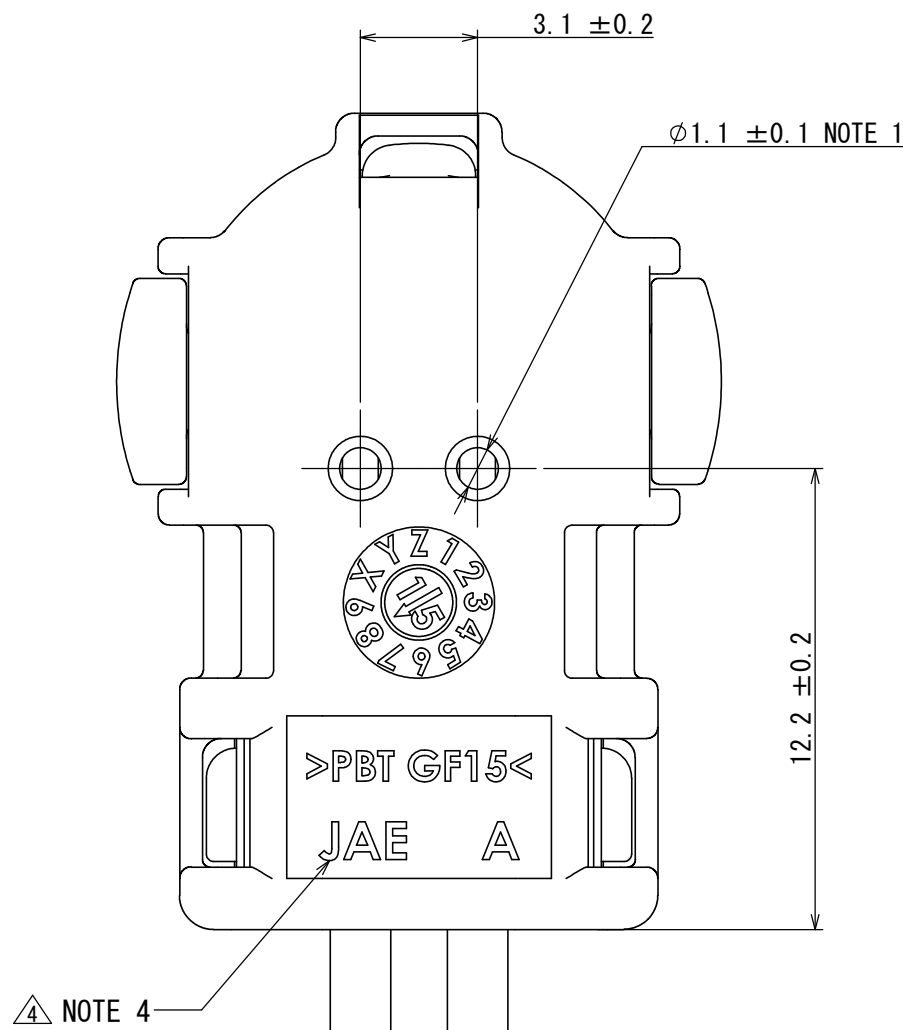
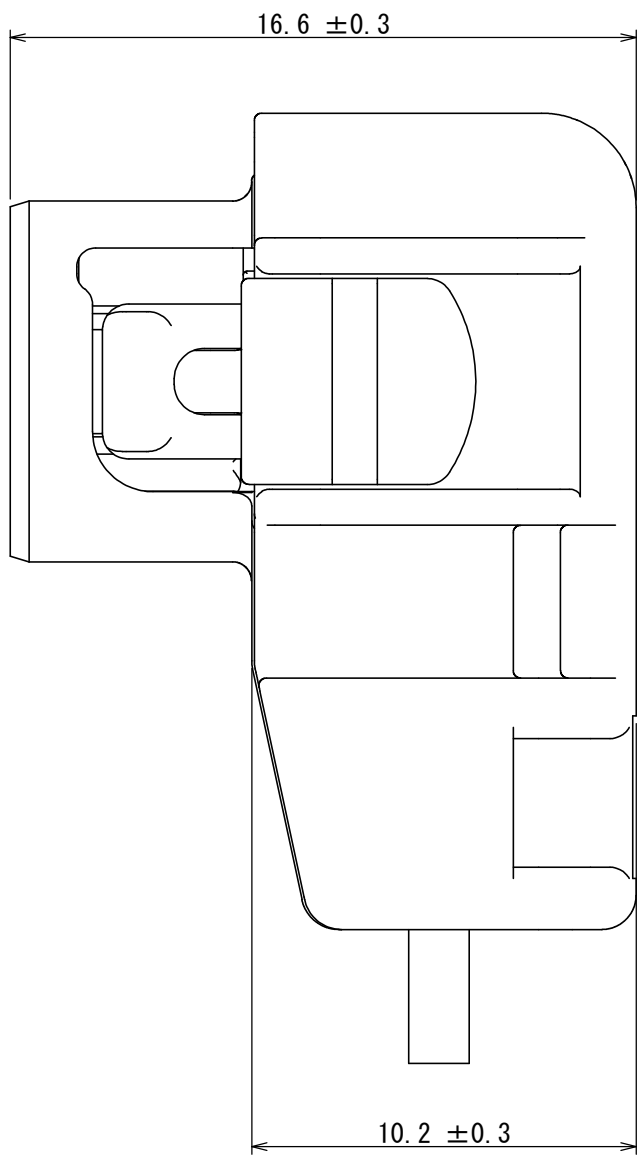
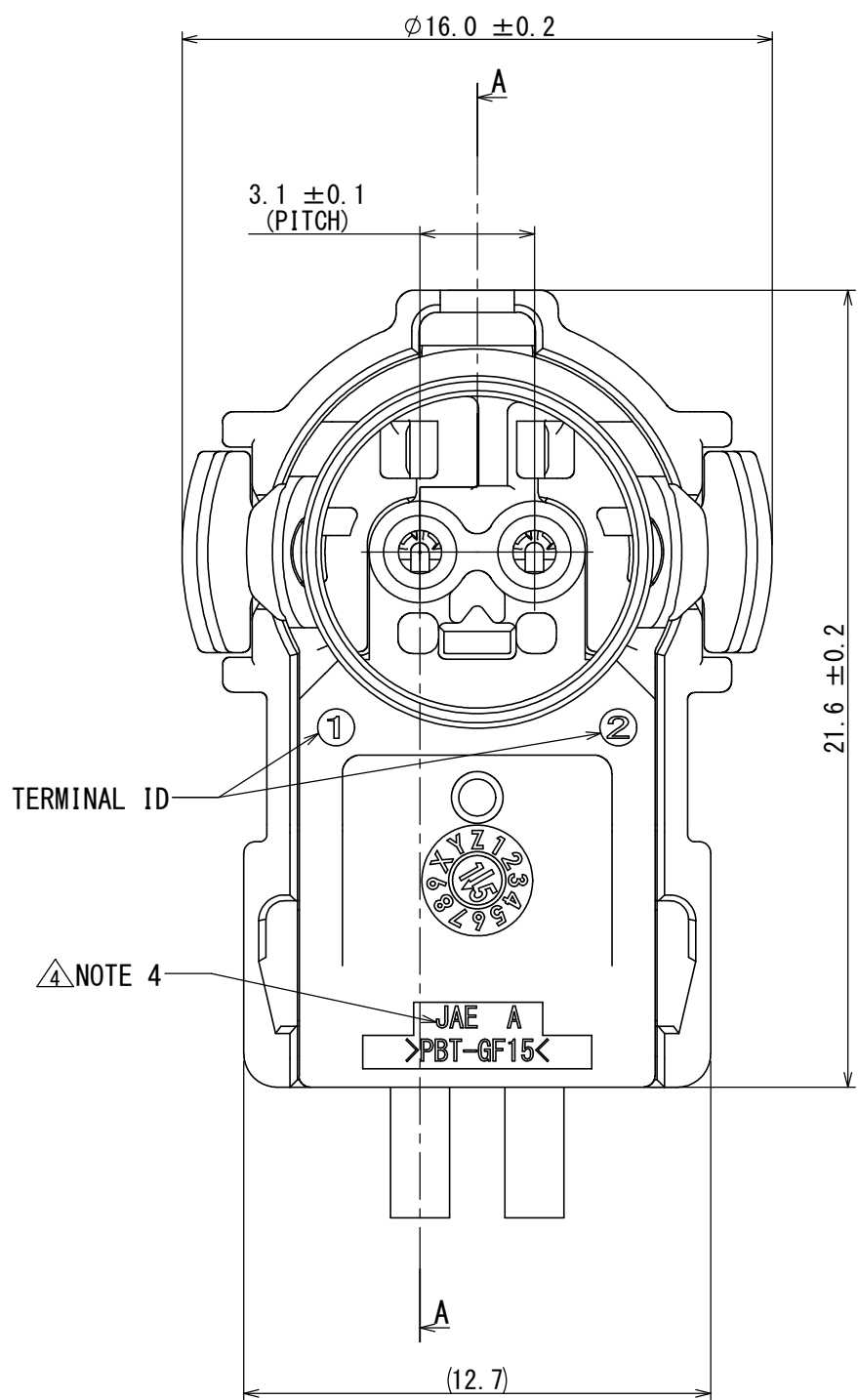
版数 VER.	年月日 DATE	図面 DR.	承認 CHK.	承認 APPR.	承認 APPR.	承認 APPR.
2	17/NOV/2017	026168	UPDATE	—	H. SHIMAZAKI	—
3	07/SEP/2018	026439	REFLECT LATEST UPDATES. CORRECTION ON TABLE	—	H. SHIMAZAKI Y. ISHIGUCHI	Y. HAMAKA K. OKUDA S. MAJIMA
4	20/MAR/2019	026691	SPECIFY APPLICABLE WIRE. MANUFACTURER LOGO. ADD NOTE TO REFER TO JAHL. ADD LOT NO. DETAIL. REMOVE NO LONGER NECESSARY VIEW.	—	H. SHIMAZAKI Y. ISHIGUCHI	Y. HAMAKA K. OKUDA S. MAJIMA
5	23/DEC/2019	032174	ADD NOTE (MATING CHECK METHOD)	—	H. SHIMAZAKI	Y. ISHIGUCHI K. OKUDA S. MAJIMA



SECTION A-A

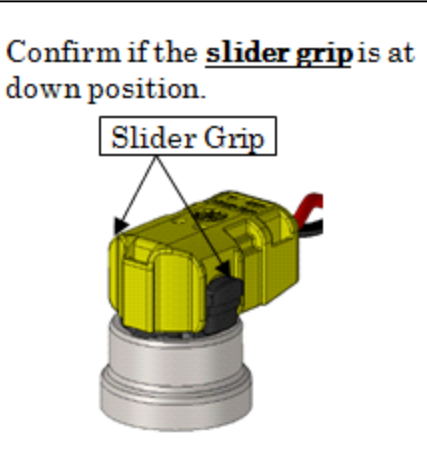


ISOMETRIC VIEW



- NOTES:
1. CONTINUITY CHECK PROBE HOLES (POGO PIN HOLES) (BACK VIEW)
 2. APPLICABLE WIRE: FLY-B 0.35sq, 0.50sq
 3. ASSEMBLY LOT NO. DETAIL (TOP VIEW)
Day : 01~31 Month : 01~12 Year : 00~99 (Last digit)
JAE-OR (TJ) = "b" b150319-01

4. MANUFACTURER LOGO (FRONT VIEW, BACK VIEW)
5. REFER TO JAHL-11243 FOR HANDLING INSTRUCTION [MATING CHECK METHOD]



6	TERMINAL	2	COPPER ALLOY	SELECTIVE GOLD PLATING	—
5	FERRITE	1	NiZn	—	—
4	SPRING	1	MUSIC WIRE	—	—
3	COVER	1	PBT-GF15	—	COLOR: YELLOW
2	SLIDER	1	POM	—	COLOR: BLACK
1	HOUSING	1	PBT-GF15	—	COLOR: BLACK

符号 NO.	名 称 DESCRIPTION	個 数 QTY.	材 料 MATERIAL	仕 上 FINISH	備 考 REMARKS
仕様書 (SPECIFICATION) JACS-11243	第1版 (ORIGINAL DATE) 07/SEP/2016	尺 度 (SCALE) 5:1	シリーズ (SERIES) MX72	日本航空電子工業株式会社 JAE JAPAN AVIATION ELECTRONICS INDUSTRY, LTD.	版数 (VER.) 5
一般公差 (GENERAL TOLERANCE)	製造 DR. —	名称 (TITLE) MX72A002SR1 AK2 SQUIB CONNECTOR ANGLE TYPE CODING I	質量 (MASS)	図面番号 (DRAWING NO.) SJ117044	
寸法 (DIMENSION)	担当 CHK. H. SHIMAZAKI Y. ISHIGUCHI				
±0.8	承認 APPR. Y. HAMAKA				
× ±0.4	承認 APPR. K. OKUDA S. MAJIMA				
×× ±0.1	単位 (UNIT) : mm				
××× ±					